



GOVERNMENT OF MANIPUR

**MANIPUR BUDGET
AT
A GLANCE**

(Vote on Account)

FOR

2024-2025

(AS LAID BEFORE THE LEGISLATIVE ASSEMBLY)

FEBRUARY, 2024

CONTENTS

TABLES	PAGES
1. Consolidated Statement of Receipts and Expenditure	1
CHARTS	
1. Composition of Expenditure, 2024-25 (BE)	2
2. Trends of Expenditure	2
3. Composition of Revenue Receipts, 2024-25 (BE)	3
4. Trends of Revenue Receipts	3
5. Composition of Revenue Expenditure, 2024-25 (BE)	4
6. Trends of Revenue Expenditure	4
7. Trends of Capital Outlay	5

CONSOLIDATED STATEMENT ON RECEIPTS AND EXPENDITURE

(Rs in crore)

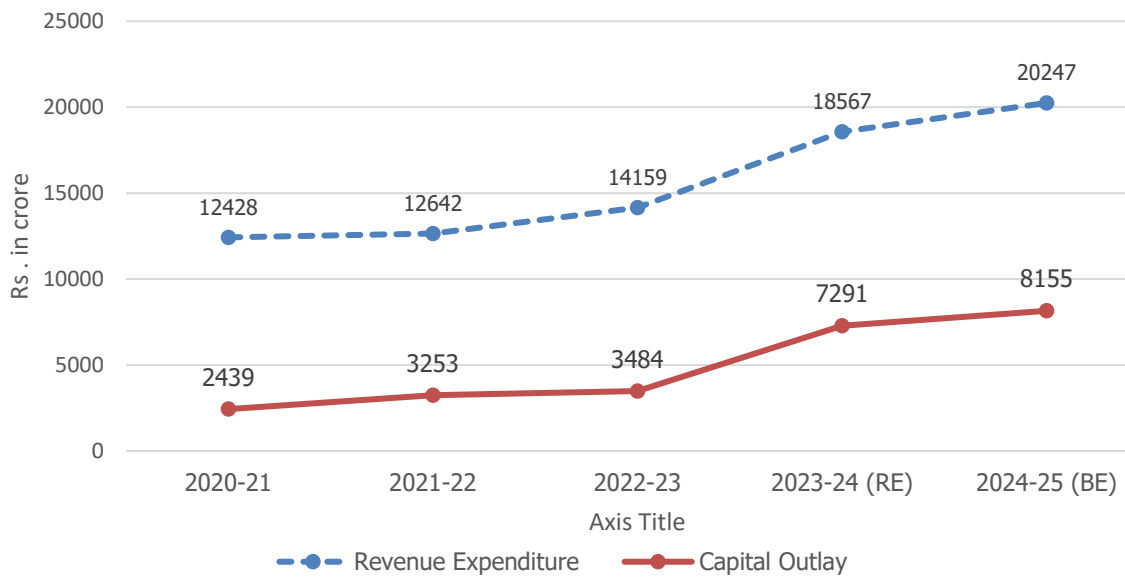
	2022-23		2023-24		2024-25
	RE	Actual	BE	RE	BE
1. REVENUE RECEIPTS (1.1 TO 1.4)	25600.77	15893.15	27547.53	23627.91	26058.94
1.1 State's own Tax Revenue	2500.00	1867.90	3200.00	1328.00	2470.57
1.2 Share in Central Taxes & Duties	6795.08	6795.08	7313.57	7908.17	8733.65
1.3 State's own non-tax revenue	250.00	457.59	400.00	144.63	166.56
1.4 Grants from Centre	16055.69	6772.58	16633.96	14247.11	14688.16
of which					
a. Revenue Deficit Grant	2310.00	2310.00	2104.00	2104.00	1701.00
b. Grants for Local Bodies(FC)	246.00	42.50	254.00	254.00	269.00
c. Grants for SDRF (FC)	44.00	35.20	47.00	47.00	50.00
b. Grants for CSS/CPS/NEC/NLCPR	13455.69	4384.88	14228.96	11842.11	12668.16
2. REVENUE EXPENDITURE of which	19593.71	14158.98	20292.49	18567.38	20246.98
2.1 Salary	5577.83	5077.51	6290.03	6318.82	6410.71
2.2 Pensions	3188.97	2880.43	2537.00	2777.49	2773.00
2.3 Interest Payment	881.18	874.19	944.27	946.84	958.03
3. CAPITAL RECEIPTS	9836.30	11014.83	6583.89	8000.89	6998.89
3.1 Open Market borrowings (Gross)	1484.00	1422.00	1400.00	1550.00	1400.00
3.2 Negotiated Loans	200.00	200.00	300.00	200.00	300.00
3.3 Loans against Small Savings					
3.4 Recovery of Loans & Advances	3.79	1.09	3.79	3.79	3.79
3.5 Ways & Means Advance from RBI	7268.41	8918.32	4000.00	6000.00	5000.00
3.6 Others loans (UIDF)		--		7.00	25.00
3.7 Loans and Advances from the Central Government	1000.00	575.33	1000.00	450.00	600.00
3.8 Public Account(Net)	(-119.90)	(-101.91)	(-119.90)	(-209.90)	(-329.90)
of which					
a. Provident Fund(Net)	(-20.40)	0.55	(-20.40)	(-20.40)	(-20.40)
b. Reserve Fund (Net)	--	93.88	--	--	(-100.00)
c. Deposits & Advances(Net)	(-100.00)	(-83.59)	(-100.00)	(-190.00)	(-210.00)
d. Suspense & Miscellaneous (Net)	--	11.97	--	--	--
e. Remittances(Net)	--	(-124.50)	--	--	--
f. Others(Net)	0.50	(-0.22)	0.50	0.50	0.50
4. CAPITAL EXPENDITURE(4.1 TO 4.4)	16288.71	12896.54	14729.71	14023.65	13793.42
4.1 Capital Outlay	8552.55	3484.24	10013.79	7290.96	8155.03
4.2 Lending	8.07	7.58	5.25	8.20	4.90
4.3 Discharge of Internal Debt	7688.57	9357.96	4671.15	6682.15	5591.15
of which Market Borrowings	275.00	275.00	550.00	550.00	463.00
4.4 Repayment of Loans to Centre	39.52	46.76	39.52	42.33	42.33
A. TOTAL RECEIPTS (1+3)	35437.07	26907.98	34131.42	31628.80	33057.83
B. TOTAL EXPENDITURE(2+4)	35882.42	27055.52	35022.20	32591.03	34040.40
C. OVERALL SURPLUS(+)/DEFICIT(-)(A-B)	(-445.35)	(-147.54)	(-890.78)	(-962.23)	(-982.57)
D. OPENING BALANCE	(-2.43)	(-2.43)	(-447.78)	(-149.97)	(-1112.19)
E. CLOSING BALANCE(C+D)	(-447.78)	(-149.97)	(-1338.56)	(-1112.19)	(-2094.75)
F. REVENUE SURPLUS(+)/DEFICIT(-)(1-2)	6007.06	1734.17	7255.04	5060.53	5811.96
G. GROSS FISCAL DEFICIT	(-2549.77)	(-1756.56)	(-2760.21)	(-2234.84)	(-2344.18)
(1+3.4)-(4.1 TO 4.2+2)					
H. PRIMARY SURPLUS(+)/DEFICIT(-)	(-1668.59)	(-882.37)	(-1815.94)	(-1288.00)	(-1386.15)
(G-Interest Payments)					
I. Outstanding Fiscal Liabilities	16158.80	15847.38	18027.73	15813.92	17150.04
1. Internal Debt	11230.99	11149.50	12259.84	12217.35	13326.20
2. Loans and Advances from GOI	1745.14	1313.24	2705.62	1720.91	2278.58
3. Public Account Liabilities	3182.67	3384.64	3062.27	1875.66	1545.26
GSDP	37043.00	37043.00	45145.00	45558.00	52711.00
Revenue Surplus as % of GSDP	16.22	4.68	16.07	11.11	11.03
Fiscal Deficit as % of GSDP	(-6.88)	(-4.74)	(-6.11)	(-4.91)	(-4.45)
Outstanding Fiscal Liabilities as % of GSDP	43.62	42.78	39.93	34.71	32.54

Revenue Expenditure to Capital Expenditure for 2024-25 (BE)



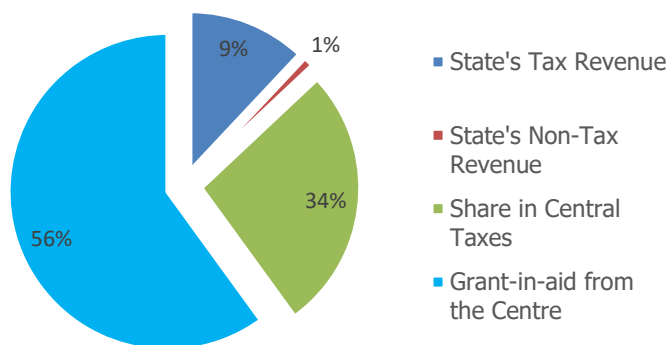
■ Revenue Expenditure ■ Capital Expenditure

Trend of Revenue Expenditure and Capital Outlay (Rs. in Crore)



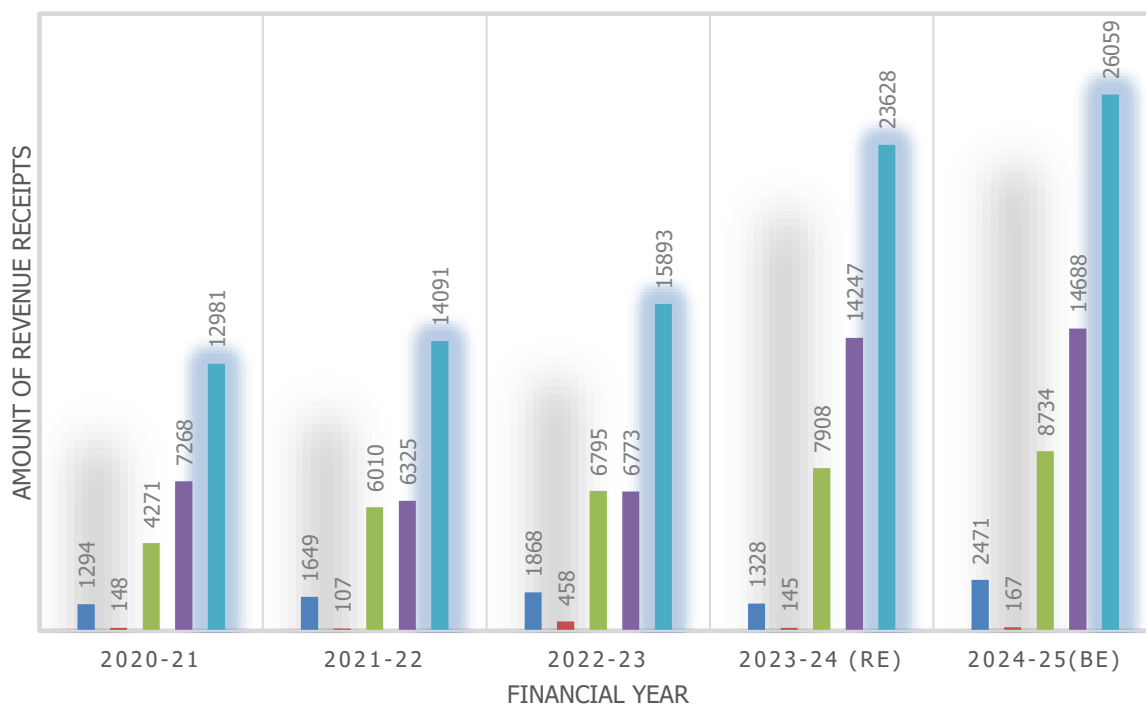
Composition of Revenue Receipts for BE 2024-25

State's Tax Revenue	2471
State's Non-Tax Revenue	167
Share in Central Taxes	8734
Grant-in-aid from the Centre	14688
Total:	26059

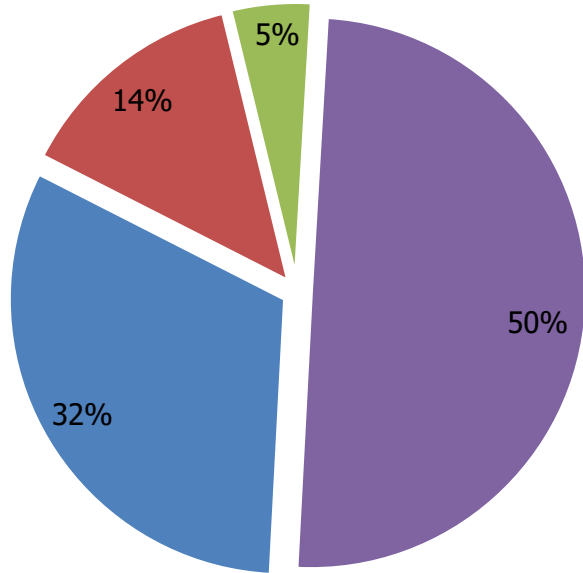


TRENDS OF REVENUE RECEIPTS(RS. IN CRORE)

■ SOTR ■ SONTR ■ Share in Central Taxes ■ GIA ■ Total:



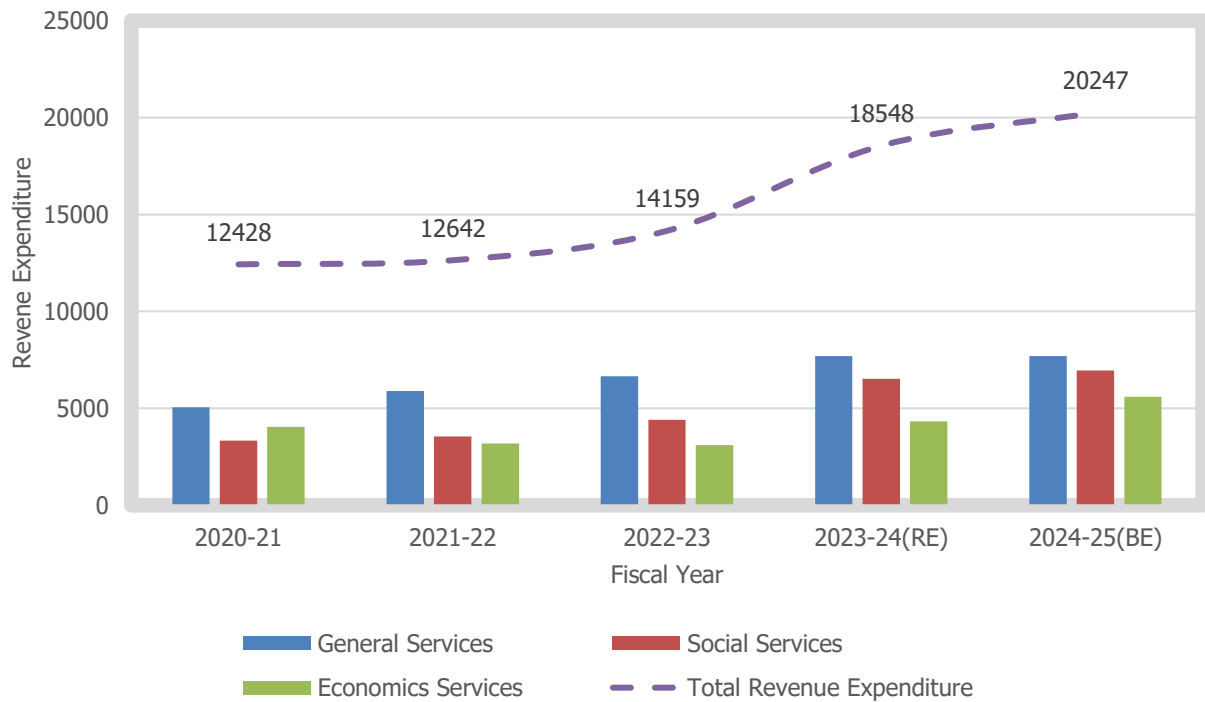
Composition of Revenue Expenditure.
2024-25 (BE)



	Amt in crore)
Salary	6411
Pension	2773
Interest Payment	958
Others	10105
Total	20247

■ Salary ■ Pension ■ Interest Payment ■ Others

Trends in Revenue Expenditure (Rs. in Crore)



Trends of Capital Outlays (Rs. in Crore)

