

**GUJARAT INDUSTRIAL DEVELOPMENT CORPORATION**  
**UDYOG BHAVAN, GANDHINAGAR.**  
 UJHZFT V{FnMIUS IJSF; IGUD  
 pnMU EJG4 UF\WLGUZ.

**BOARD OF DIRECTORS OF GIDC FROM 01-04-2016**  
**TO 31-03-2017**

૦૧-૦૪-૨૦૧૬ થી ૩૧-૦૩-૨૦૧૭ દરમિયાન જી.આઈ.ડી.સી નિયામક મંડળના સભ્યો

Sr. No.	Name	Designation	Tenure
1	Shri Arvind Agrawal, IAS, શ્રી અરવિંદ અગ્રવાલ, આઈ.એ.એસ.,	Chairman અધ્યક્ષ	01.04.2016 to 20.08.2016 ૦૧.૦૪.૨૦૧૬ થી ૨૦.૦૮.૨૦૧૬
2	Shri P.K. Taneja, IAS શ્રી પી.કે. તનેજા, આઈ.એ.એસ.	Chairman અધ્યક્ષ	08.09.2016 to 31.03.2017 ૦૮.૦૯.૨૦૧૬ થી ૩૧.૦૩.૨૦૧૭
3	Shri Manoj Aggrawal, IAS શ્રી મનોજ અગ્રવાલ, આઈ.એ.એસ	VC & MD ઉપા.અને વ.સંશ્રી	01.04.2016 to 22.06.2016 ૦૧.૦૪.૨૦૧૬ થી ૨૨.૦૬.૨૦૧૬
4	D Thara, IAS ડી. થારા, આઈ.એ.એસ.	VC & MD ઉપા.અને વ.સંશ્રી	22.06.2016 to 31.03.2017 ૨૨.૦૬.૨૦૧૬ થી ૩૧.૦૩.૨૦૧૭
5	Shri T. Nataranjan, IAS શ્રી ટી. નટરાજન, આઈ.એ.એસ.	Director નિયામકશ્રી	01.04.2016 to 24.06.2016 ૦૧.૦૪.૨૦૧૬ થી ૨૪.૦૬.૨૦૧૬
6	Smt. Mona Khandhar, IAS શ્રીમતી મોના ખંધાર, આઈ.એ.એસ.	Director નિયામકશ્રી	15.07.2016 to 31.03.2017 ૧૫.૦૭.૨૦૧૬ થી ૩૧.૦૩.૨૦૧૭
7	Smt. Mamta Verma, IAS શ્રીમતી મમતા વર્મા, આઈ.એ.એસ	Director નિયામકશ્રી	01.04.2016 to 31.03.2017 ૦૧.૦૪.૨૦૧૬ થી ૩૧.૦૩.૨૦૧૭
8	Smt. Shahmeena Husain, IAS શ્રીમતી શાહમીના હુસૈન, આઈ.એ.એસ	Director નિયામકશ્રી	01.04.2016 to 13.10.2016 ૦૧.૦૪.૨૦૧૬ થી ૧૩.૧૦.૨૦૧૬
9	Shri Pankaj Joshi, IAS શ્રી પંકજ જોશી, આઈ.એ.એસ.	Director નિયામકશ્રી	18.10.2016 to 31.03.2017 ૧૮.૧૦.૨૦૧૬ થી ૩૧.૦૩.૨૦૧૭
10	Shri Ashwani Kumar, IAS શ્રી અશ્વિની કુમાર, આઈ.એ.એસ.	Director નિયામકશ્રી	01.04.2016 to 20.09.2016 ૦૧.૦૪.૨૦૧૬ થી ૨૦.૦૯.૨૦૧૬
11	Shri P.J.Patel શ્રી પી.જે.પટેલ	Director નિયામકશ્રી	20.09.2016 to 31.03.2017 ૨૦.૦૯.૨૦૧૬ થી ૩૧.૦૩.૨૦૧૭
12	Shri P.J.Patel શ્રી પી.જે.પટેલ	Director નિયામકશ્રી	01.04.2016 to 31.07.2016 ૦૧.૦૪.૨૦૧૬ થી ૩૧.૦૭.૨૦૧૬
13	Shri S. B. Vasava શ્રી એસ. બી. વસાવા	Director નિયામકશ્રી	01.08.2016 to 31.03.2017 ૦૧.૦૮.૨૦૧૬ થી ૩૧.૦૩.૨૦૧૭

<p style="text-align: center;"><b>U]HZFT V[MnMIUS IJSF; IGUD ;G[ Z_!svZ_!@ GM JFIQF"S VC[JF,P</b></p>	<p style="text-align: center;"><b>GUJARAT INDUSTRIAL DEVELOPMENT CORPORATION. ANNUAL REPORT 2016-2017.</b></p>
<p>ગુજરાત ઔદ્યોગિક વિકાસ નિગમ (જીઆઇડીસી) ગુજરાતમાં ઔદ્યોગિકરણના ગતિવેગના હેતુ માટે સ્થાપના કરવામાં આવેલ છે. ગુજરાત ઔદ્યોગિકવિકાસ અધિનિયમ, ૧૯૬૨ હેઠળ જીઆઇડીસીની સ્થાપના, એક વૈધાનિક સંસ્થા તરીકે અને રાજ્યના ઔદ્યોગિકવિકાસના આધારસ્તંભ તરીકે થયેલ.</p> <p>જીઆઇડીસીમાં આવેલા એકમો સરળતાથી કામગીરીકરી શકે તે હેતુથી જીઆઇડીસી તેની વસાહતોમાં પાયાની આંતરમાળખાકીય સુવિધાઓ પૂરી પાડે છે.</p> <p>વિશ્વસ્તરે આર્થિક અને ઔદ્યોગિક વિકાસને વેગ આપવા માટેજીઆઇડીસી દ્વારા સ્પેશિયલ ઇન્વેસ્ટમેન્ટ રીજીયન(SIRs),પેટ્રોલિયમ, કેમિકલ અને પેટ્રોકેમિકલ ઇન્વેસ્ટમેન્ટ રીજીયન (PCPIR), સ્પેશિયલ ઇકોનોમિક ઝોન (SEZs) અને ઔદ્યોગિક વસાહતોનીસ્થાપના કરવામાં આવે છે.</p> <p>IGUD[ ;G[ Z_!svZ_!@ NZdIFG ;FW[, 5 UITGL IJUTM GLR[ D]HA K[P</p>	<p>Gujarat Industrial Development Corporation (GIDC) was established with a vision of accelerating the pace of industrialization in Gujarat. GIDC is the nodal agency, set up under the Gujarat Industrial Development Act, 1962 as a statutory Board, for building the industrial backbone of the State.</p> <p>GIDC provides state of the art infrastructure facilities within its industrial estates. GIDC estates have well-established core and support Infrastructure facilities which assist in the smooth operation of the units.</p> <p>GIDC is all set to accelerate growth by establishing Special Investment Regions (SIRs), Petroleum, Chemical and Petrochemical Investment Region (PCPIR), Special Economic Zones (SEZs) and industrial estates, in tune with the changing global economic and industrial scenario.</p> <p>Particulars of achievements during the year 2016-17 are as under :</p>
<p><b>HDLG ;\5FNG ov</b></p> <p>ગુજરાત ઔદ્યોગિક વિકાસ નિગમ ગુજરાત સરકાર દ્વારા સ્થપાયેલ જાહેર ક્ષેત્રનું સાહસ છે. જેની સ્થાપનાનો હેતુ રાજ્યમાં વિવિધ સ્થળોએ યોગ્ય જમીનો સંપાદિત કરી તેમાં પાયાની ઔદ્યોગિક સવલતો વિક્સાવવાનો છે. નિગમ</p>	<p><b>LAND ACQUISITION :-</b></p> <p>Gujarat industrial development corporation is a state public sector undertaking. It is established with an objective of development of basic industrial infrastructure on land acquired. Corporation has taken 52 hectares land during the year 2016- 17 for development of industrial</p>

દ્વારા રાજ્યમાં વર્ષ ૨૦૧૬-૧૭ માં ૫૨ હેક્ટર જમીન વસાહતો માટે મેળવવામાં આવી છે.

રાજ્યમાં ઉદ્યોગોના સમતોલ અને ઝડપી વિકાસ માટે નિગમ પ્રયત્નશીલ છે. અલ્પ વિક્સિત વિસ્તારમાં વસાહતના આયોજનથી આર્થિક પ્રવૃત્તિને વેગ આપી તે વિસ્તારને વિકાસના પ્રવાહમાં ભેળવી શકાય તે આશયથી નિગમે આદિવાસી વિસ્તારોમાં આયોજનની બાબતો સ્વીકારી છે. રાજ્યમાં આદિવાસી વિસ્તારમાં આવતા ૨૯ સ્થળોએ ઔદ્યોગિક વસાહતો સ્થાપી છે. આગામી વર્ષોમાં પણ આદિવાસી વિસ્તારોમાં બીજી નવી વસાહતો સ્થાપવાનું આયોજન છે.

રાજ્યમાં વિવિધ સ્થળોએ ઝડપથી ઔદ્યોગિક વસાહતો સ્થાપવા પર્યાપ્ત જમીન સંમતિથી ઉપલબ્ધ બને તે અંગે નિગમે નિતી વિષયક બાબત અમલમાં મુકી છે. જેમાં ખેતીની જમીન આપનારા જમીન માલિકોને આર્થિક વિકાસનાં લાભોમાં ભાગીદાર બનાવવાની બાબત સ્વીકારવામાં આવી છે. આ નિતીના અમલથી જમીન માલિકો લાંબા ગાળા સુધી આર્થિક લાભ મેળવી શકશે. સંબંધિત ગ્રામ પંચાયતોને પણ આ નિતી અંતર્ગત વિકાસ માટે આર્થિક સહયોગ સાંપડશે. આ ઉપરાંત પીપીપીના માધ્યમથી જમીન સંપાદન કર્યા સિવાય ઉદ્યોગમંડળો સાથે રહી આધુનિક માળખાકિય સુવિધાથી સંપન્ન વસાહત વિકસાવવા અંગે પણ નિતી જાહેર કરવામાં આવી છે.

ઔદ્યોગિક વસાહતોના વિકાસ માટે નિગમે વર્ષ ૨૦૧૬-૧૭ ના અંતે નિગમે કુલ ૪૨૨૯૯ હેક્ટર જમીન મેળવી છે.

estates.

Corporation is working for balanced and rapid industrial development in the state. Development of infrastructure in developing areas will generate economic activity in that area and it will help in joining that area with the main stream of development. With this objective, corporation has planned to establish industrial estates in tribal and developing areas. Corporation has so far developed 29 industrial estates in tribal area. And upcoming years, corporation will develop new estates in other areas with tribal area.

With an aim to acquire maximum land through consent, corporation has declared new land policy. Implementation of the said policy will not only help the corporation but will also share the benefit of development with the land looser by making them partners in development process. The village panchayats along with landowners will be benefited by this policy. In addition to this, corporation has also declared policy of establishment of industrial estate under declared policy of establishment of industrial estate under public private partnership mode without acquisition of land.

Corporation has acquired 42299 hectares land at the end of the year 2016-2017 for the development of industrial estates.

**Details are narrated in Table No-I & Statement No-3.**

<p><b>8[A, G\P ! TYF 5+S G\P # DF\ VF V\U[GL IJUTM 5}ZL 5FOJFDF\ VFJ], K[P</b></p>	
<p><b>HDLG IJSF; ov</b></p> <p>તા.૩૧/૦૩/૨૦૧૭ સુધીમાં નિગમ ધ્વારા કુલ ૨૯૪૩.૪૧ લાખ ચો.મી.જમીનનો વિકાસ કરેલ છે. વર્ષ ૨૦૧૬-૧૭ માં નિગમ ધ્વારા કુલ ૨૬.૦૨ લાખ ચો.મી. જમીનનો વિકાસ કરવામાં આવેલ છે. મીયાણી વસાહતમાં ૦૨ લાખ ચો.મી તથા હાલોલ (વિસ્તરણ) વસાહતમાં ૨૪.૦૨ લાખ ચો.મી જમીનનો વિકાસ કરવામાં આવેલ છે.</p> <p><b>5+S G\P \$ DF\ VF V\U[GL IJUTM 5}ZL 5FOJFDF\ VFJ], K[P</b></p>	<p><b>LAND DEVELOPMENT :-</b></p> <p>The corporation has developed 02 lacs sq.mt land for Miyani estates &amp; 24.02 lacs sq.mt land for Halol Expansion during the year 2016-17 Corporation has developed total 26.02 lacs sq.mt land during year 2016-17.</p> <p>At the end of the year 2016-17 i.e. upto 31/03/2017, corporation has developed 2943.41 lacs. Sq mt land.</p> <p><b>Details are narrated in Statement No-4.</b></p>
<p><b>AF\WSFD 5 J'IT ov</b></p> <p>જ્યારે શેડનું કોઈ બાંધકામ કરવામાં આવેલ નથી. વર્ષ ૨૦૧૬-૧૭ ના અંતે એટલે કે તા.૩૧/૦૩/૨૦૧૭ સુધીમાં નિગમ ધ્વારા કુલ ૧૨૨૨૫ શેડનું બાંધકામ કરવામાં આવેલ છે.</p> <p>વર્ષ ૨૦૧૬-૧૭ માં નિગમ ધ્વારા કોઈ રહેણાંક આવાસોનું બાંધકામ કરવામાં આવેલ નથી. વર્ષ ૨૦૧૬-૧૭ ના અંતે એટલે કે તા.૩૧/૦૩/૨૦૧૬ સુધીમાં નિગમ ધ્વારા કુલ ૧૨૯૨૬ રહેણાંક આવાસોનું બાંધકામ કરવામાં આવેલ નથી.</p> <p><b>5+S G\P \$DF\ VF V\U[GL IJUTM 5}ZL 5FOJFDF\ VFJ], K[P</b></p>	<p><b>CONSTRUCTION ACTIVITY :-</b></p> <p>Corporation has not constructed sheds during the year 2016-17 , At the end of the year 2016-17 i.e. upto date : 31/03/2017 corporation has constructed total 12225 nos. of sheds.</p> <p>Corporation has not constructed Housing quarters during the year 2016-17, At the end of the year 2016-17 i.e. upto 31/03/2017 corporation has constructed total 12926 nos. of Housing quarters.</p> <p><b>Details are narrated in Statement No-4.</b></p>
<p><b>Z:TFVM ov</b></p> <p>વર્ષ ૨૦૧૬-૧૭ માં નિગમે કુલ ૮૧.૫૪ કિ.મી રસ્તાઓનું બાંધકામ કરેલ છે જેમાં નિગમ ધ્વારા રાજ્ય સરકારશ્રીની ઔદ્યોગિક નિતી</p>	<p><b>ROADS :-</b></p> <p>The corporation has constructed 81.54 km roads during the year 2016-17 in various estates of the corporation, which includes up gradation of the</p>

<p>૨૦૦૯ &amp; ૨૦૧૫ અંતર્ગત રસ્તાઓનું નવિનીકરણ તેમજ આધુનિકરણ કરેલ રસ્તાઓનો સમાવેશ કરવામાં આવેલ છે.</p> <p>વર્ષ ૨૦૧૬-૧૭ ના અંતે એટલે કે તા.૩૧/૦૩/૨૦૧૭ સુધીમાં નિગમે કુલ ૧૬૫૬.૦૦ કિ.મી રસ્તાઓનું બાંધકામ કરેલ છે.</p> <p><b>5+S G\ P 5DF\ VF V\U[GL IJUTM 5}ZL 5FOJFDF\ VFJ[, K[P</b></p>	<p>roads under the scheme of GOG under the industrial policy-2009 &amp; Gujarat Industrial policy-2015</p> <p><b>Details are narrated in Statement No-5.</b></p>
<p><b>5F6LvIJH/L VG[ U8Z 1FDTF ov</b></p> <p>અ) અમદાવાદ જિલ્લાની માંડલ વસાહત માટે ૩.૦૦ એમએલડી ક્ષમતાની પાતાળકુવા આધારિત સ્થાપિત પાણી પુરવઠા યોજનાના બદલે વર્ષ ૨૦૧૬-૧૭ દરમિયાન માંડલ તેમજ અન્ય વસાહત અને આજુબાજુ સ્થાપનાર ઔદ્યોગિક એકમો માટે ૨૦.૦૦ એમએલડી ક્ષમતાની નર્મદા કેનાલ આધારિત પાણી પુરવઠા યોજના સ્થાપિત કરેલ છે.</p> <p>બ) ભરૂચ જિલ્લાની દહેજ વસાહત માટે ૧૧૩.૬૫ એમએલડી ક્ષમતાની નર્મદા નદી આધારિત સ્થાપિત પાણી પુરવઠા યોજના ઉપરાંત વર્ષ ૨૦૧૬-૧૭ દરમિયાન ૭૭.૨૮ એમએલડી ક્ષમતાની નર્મદા કેનાલ આધારિત પાણી પુરવઠા યોજના સ્થાપિત કરેલ છે.</p> <p>ક) પંચમહાલ જિલ્લાની હાલોલ-૨ તેમજ મસવાડ અને આજુબાજુ સ્થાપનાર ઔદ્યોગિક એકમો માટે વર્ષ ૨૦૧૬-૧૭ દરમિયાન ૧૫.૦૦ એમએલડી ક્ષમતાની નર્મદા કેનાલ આધારિત પાણી પુરવઠા યોજના સ્થાપિત કરેલ છે.</p> <p>પાણી પુરવઠાની વર્ષ ૨૦૧૬-૧૭ ની હયાત ક્ષમતા ૮૦૫.૫૮ એમએલડી છે. આ ઉપરાંત ૨૦૧૬-૧૭ દરમિયાન વધારેલી ક્ષમતા ૧૦૮.૨૮ એમએલડી મળી કુલ ક્ષમતા ૯૧૪.૮૬ એમએલડી સામે ભુજ જિલ્લાની માંડવી-૦.૩૫, અંજાર-૦.૨૦ અને નાગોર-૦.૧૦ એમએલડી મળી કુલ ૦.૬૫ એમએલડી ક્ષમતા પાણીના સ્ત્રોતના અભાવે વપરાશમાં નહીં હોઈ તે બાદ કરતા ૯૧૪.૨૧ એમએલડી ક્ષમતા વપરાશ માટે ઉપલબ્ધ છે. જે અંગેની વિગતો સ્ટેટમેન્ટ નં.૩ મુજબ પુરી પાડવામાં</p>	<p><b>CAPACITY OF WATER, POWER &amp; DRAINAGE :-</b></p> <p>a) In Ahmedabad district, the water supply capacity created for mandal is 3.00 MLD on bore base and during the year 2016-17 water supply capacity created is 20.00 MLD based on narmada canal replacing bore base w/s scheme.</p> <p>b) In Bharuch district the water supply capacity created for dahej is 113.65 MLD on narmada river base during the year 2016-17, further water supply capacity created is 77.28 MLD based on narmada river</p> <p>c) In panchmahal, during the year 2016-17, the water supply capacity created for Halol-ii and Masavad is 15.00 MLD on narmada canal.</p> <p>During the year 2015-16, the existing water supply created capacity is 805.58 MLD. During the year 2016-17, further 109.28 MLD water supply capacity created . the water supply capacity available for utilisation is 914.21 MLD after deducting 0.65 MLD unutilized capacity of Mandvi-0.35, Anjar-0.20 &amp; Nagor-0.10 of bhuj district due to non-availability of water source, out of total created capacity 914.86 Details are narrated in statement no. 3.</p> <p>During the Year 2015-16 capacity created for drainage system is 412.01 MLD. During the year 2016-17 there is no further capacity created for drainage system. The drainage system capacity available for utilization is</p>

<p>આવેલ છે.</p> <p>ગટર વ્યવસ્થાની વર્ષ ૨૦૧૫૧૬ ની હયાત ક્ષમતા ૪૧૨.૦૧ એમએલડી છે. વર્ષ ૨૦૧૬૧૭ દરમ્યાન ગટર વ્યવસ્થાની ક્ષમતામાં કોઈ વધારો થયેલ નથી. ગટર વ્યવસ્થાની ૪૧૨.૦૧ એમએલડી ક્ષમતા વપરાશ માટે ઉપલબ્ધ છે. જે અંગેની વિગતો સ્ટેટમેન્ટ નં. ૩ મુજબ પુરી પાડવામાં આવેલ છે.</p> <p><b>5+S G\P &amp;DF\ VF V\U[GL IJUTM 5}ZL 5FOJFDF\ VFJ[, K[P</b></p>	<p>412.01 MLD. Details are narrated in Statement no. 3.</p> <p><b>Details are narrated in Statement No-6.</b></p>
<p><b><u>HDLG OF/J6L ov</u></b></p> <p>નિગમે વર્ષ દરમ્યાન તેની વિવિધ વસાહતોમાં ૧૮.૮૬૬ લાખ ચો.મી. જમીન, ૦૦ શેડ તથા ૦૦ રહેણાંક આવાસોનું વિતરણ કરેલ. આમ, વર્ષાંતે ૨૦૧૬-૧૭ દરમ્યાન ૨૧૮૮.૧૫૨ લાખ ચો.મી. જમીન ફાળવણી, ૧૨૧૫૦ શેડની ફાળવણી તથા ૧૨૦૧૯ રહેણાંક આવાસોનું વિતરણ વિવિધ વસાહતોમાં થયેલ છે.</p> <p><b>5+S G\P *DF\ VF V\U[GL IJUTM 5}ZL 5FOJFDF\ VFJ[, K[P</b></p>	<p><b><u>ALLOTMENT :-</u></b></p> <p>Corporation allotted 18.866 lakhs sq.meter land, 00 sheds and 00 housing quarters in various estates during the year. Thus at the end of the Year 2016-17 corporation allotted 2188.152 lakhs sq.meter land, 12150 sheds and 12019 housing quarters in various estates.</p> <p><b>Details are narrated in Statement No-7.</b></p>
<p><b><u>IJSF;BR" ov</u></b></p> <p>નિગમે વર્ષ: ૨૦૧૬-૧૭ દરમ્યાન કરેલ વિકાસ ખર્ચ પૈકી મુખ્ય ફાળો સાણંદ, માંડલ, દહેજ, સાયખા અને હાલોલ વસાહતના વિકાસ માટે થયેલ ખર્ચનો છે. આ સિવાય મીયાણી, બેચરાજી વગેરે વસાહતોમાં નિગમે વર્ષ દરમ્યાન વિકાસ ખર્ચ કરેલ.</p> <p>નિગમે વર્ષ દરમ્યાન કુલ રૂ! ૯૨૫.૪૨ કરોડનો ખર્ચ કરેલ, જે પૈકી વિકાસ કામો પાછળ રૂ! ૩૫૨.૨૯ કરોડ જે કુલ ખર્ચના ૩૮.૦૬% થાય છે, જ્યારે રૂ! ૧૬૮.૨૬ કરોડ જમીન સંપાદન માટે ખર્ચ કરેલ જે કુલ ખર્ચના</p>	<p><b><u>DEVELOPMENT EXPENDITURE :-</u></b></p> <p>During the Financial Year 2016-17, out of the Development Expenditure incurred by the Corporation mainly the same was towards Mandal, Dahej, Saykha, Halol estate. In addition to this, Corporation had incurred development expenditure for Miyani, Becharaji.</p> <p>The total expenditure incurred during the year amounts to Rs.925.42 crores. Out of this Rs.352.29 crores is towards development expenditure which is 38.06% of total expenditure. Rs.168.26 crores is towards acquisition of land which is 18.18% of total expenditure. Towards maintenance and repairs of estate, establishment and contingency</p>

<p>૧૮.૧૮% થાય છે. વસાહતોની જાણવણી અને મરામત તથા મહેકમ અને આકસ્મિક ખર્ચ પાછળ રૂ! ૪૦૫.૫૫ કરોડ કર્યવામાં આવેલ. જે ૪૩.૮૨% થવા જાય છે જેમાં જાળવણી અને મરામતનો હિસ્સો ૩૫.૪૬% રહેલ અને મહેકમ અને આકસ્મિક ખર્ચનો ભાગ ૮.૩૭% રહેવા પામેલ.</p> <p><b>8[A, G\P \$ TYF 5+S G\P ( VG ) DF\ VF V\U[GL IJUTM 5}ZL 5FOJFDF\ VFJ[, K[P</b></p>	<p>expenditure, total expenditure is of Rs.405.55 crores which is 43.82% of total expenditure. Out of this, 35.46% towards maintenance and repairs of estate and 8.37% towards establishment and contingency expenditure.</p> <p><b>Details are narrated in Table No-IV &amp; Statement No-8 &amp; 9.</b></p>
<p><b>VFJS :+MT ov</b></p> <p>નિગમે વર્ષ દરમ્યાન કુલ રૂ! ૧૨૧૭.૮૨ કરોડની આવક મેળવેલ જે ગત વર્ષના પ્રમાણમાં ૨૩.૪૮% ની વધુ દર્શાવે છે. આ રકમ પૈકી ૭૩.૬૮% મહેસુલી આવકથી અને ૨૬.૩૨% મુડીની આવકથી મેળવવામાં આવેલ. નિગમે વર્ષ દરમ્યાન કેન્દ્ર સરકાર અને રાજ્ય સરકાર ધ્વારા જાહેર કરેલ વિવિધ નાણાંકીય સહાય યોજના પેટે રાજ્ય સરકાર તેમજ કેન્દ્ર સરકાર મારફત રૂ! ૬૨.૭૩ કરોડની (હવાલા સહિત) નાણાંકીય સહાય મળેલ છે. જ્યારે બેંક/પબ્લીક પાસેથી કોઈ લોન કે નાણાંકીય સહાય મેળવેલ નથી. નિગમે વર્ષ દરમ્યાન ઉદ્યોગકારો પાસેથી રૂ! ૫૫૯.૮૫ કરોડની વસુલાત કરેલ છે.</p> <p><b>8[A, # DF\ VF V\U[GL IJUTM 5}ZL 5FOJFDF\ VFJ[, K[P</b></p>	<p><b>SOURCE OF INCOME :-</b></p> <p>Corporation has received Rs.1217.82 crores during the year which shows decrease to the tune of Rs.23.48% increase previous year. Out of this, 73.68% is the revenue income, while 26.32% is capital receipt. Corporation has received subsidy from Center/State Government amounting to Rs.62.73 crores (Including Adj.) for various central/ state Govt. schemes for this year. Corporation have not received any amount as loan/grant either from Bank/Public. During the year, Rs.559.85 crores have been received from Industrialist.</p> <p><b>Details are narrated in Table No-3.</b></p>
<p><b>;IJWFVM ov</b></p> <p>IGUD T[GL J;FCTG[ V[S IJS;LT 8FpGXL5DF\ 5IZJTL" T SZJFGF EFU~5[ J;FCTDF\ 5M:8 VMIO;4 8[,LOMG</p>	<p><b>AMENITIES AND FACILITIES :-</b></p> <p>In order to make estate a fully developed township, Corporation provides or becomes instrumental in creating various amenities and</p>

V[1FR[gH4 5M,L; RMSL4 CM:5L8,4  
CM8, VG[ S[g8LG4 I;G[DF4 XM5L\U  
;[g8Z4 UM0FpG4 SMdI]GL8L CM, H[JL  
IJIW ;J,TM 5]ZL 5F0[ K[ S[ pEL SZJFDF\  
DNN~5 YFI K[P

5+S G\P !\_ DF\ VF V\U[GL IJUTM  
5}ZL 5FOJFDF\ VFJ[, K[P

facilities like Post Office, Telephone Exchange, Police Chowky, Hospital, Hotel, Canteen, Cinema , Bank, Shopping Centre, Godown, Community Hall etc. in its industrial estates.

**Details are narrated in Statement No-10.**

**DFGJA/ ov**

વર્ષ ૨૦૧૬-૧૭ ના અંતે નિગમમાં કુલ ૧૦૯૭ કર્મચારી હતા જે ગત વર્ષની સરખામણીમાં ૩.૫૮ % નો વધારો દર્શાવે છે. સદર કર્મચારીગણની ભરતી થવાથી ઉદભવેલ છે.

5+S G\P !! DF\ VF V\U[GL IJUTM  
5}ZL 5FOJFDF\ VFJ[, K[P

**MAN POWER :-**

At the end the year 2016-17 under report, manpower strength of the corporation increased from 1097 which shows increase of 3.58 % as compared to previous year, the increase in Manpower was owing to Direct Recruitment.

**Details are narrated in Statement No-11.**

**SMd%I]8ZLSZ6 ov**

વાર્ષિક અહેવાલ સને.-૨૦૧૬-૧૭

- તમામ ક્ષેત્રિય કચેરી તેમજ વડી કચેરી માટે કોમ્પ્યુટર અને પ્રિન્ટર્સ વિગેરેની નીચે મુજબની જરૂરી સુવિધા ઉપલબ્ધ કરાવેલ છે

વિગત	સને. ૨૦૧૫-૨૦૧૬ સુધી	૨૦૧૬-૨૦૧૭ના વર્ષ દરમ્યાન સુવિધામાં કરેલ વધારો	સને.૨૦૧૬-૨૦૧૭ના અંતે ઉપલબ્ધ સુવિધા
સર્વર	૩૦	૦	૩૦
કોમ્પ્યુટર્સ	૫૩૦	૪૮૭	૧૦૧૭
પ્રિન્ટર્સ	૪૦૩	૧૧૩	૫૧૬

- ઘટતા જતા માનવ બળને ધ્યાને લઈ પ્રોજેક્ટ મેનેજમેન્ટ કન્સલ્ટન્ટની નિયુક્તી કરી શક્ય તેટલું કોમ્પ્યુટર મારફતે

**COMPUTERIZATION :-**

Annual Report-2016-17

- Required Computers, printers and other IT/ITes facilities have been provided to all field offices and head office with the details as follows:-

Details	Upto 2015-2016	Added facilities during 2016-2017	At the end of year 2016-2017
Servers	30	0	30
Computers	530	487	1017
Printers	403	113	516

- Project Management Consultant is



કામગીરી કરવાની યોજના પ્રસ્થાપિત કરી.તા. ૩૧/૦૩/૨૦૧૭ ના રોજ નીચે મુજબ એજન્સી મારફતે મેળવવામાં આવ્યા.

ક્રમાંક	કેડર	સંખ્યા
૧	પ્રોજેક્ટ લીડર	૧
૨	ડેવલપર	૨૧
૩	સેન્ટર કો-ઓર્ડિનેટર	૪
૩	ડી. બી. એ.	૩
૪	સીની. નેટવર્ક એન્જીનીયર	૩
૫	ઈ. ડી. પી.-એક્ઝીક્યુટીવ	૩૮
૬	ડેટા એન્ટ્રી ઓપરેટર	૮૪
	કુલ	૧૫૪

- નિગમની તમામ કાર્યવાહીની એકરૂપતા જાળવવા ટી.એસ.પી. પ્રોગ્રામ સફળ બનાવવા કાર્યવાહી હાથ ધરી અને ચાલુ મોડ્યુલ્સ અદ્યતન બનાવવાની કરવામાં આવી .
- ટૂ આર અને ટ્રાન્સફર એપ્લિકેશન રોલ આઉટ કરવામાં આવી કે જેમાં ઓનલાઇન પેમેન્ટ ફેસિલીટી એકાઉન્ટ અને એન્જીનીયરીંગ બાકી લેણા સમાવેશ થાય છે જે ગુડ ગવર્નર્સ એપ્લિકેશનનો ભાગ છે.
- ઓનલાઇન સ્ટીફીકેટમાં ટૂ આર, ટ્રાન્સફર એપ્લિકેશન અને નો ડ્યુ સર્ટીફીકેટનો સમાવેશ કરવામાં આવ્યો
- Ease to Doing Business (EODB) અંતર્ગત તેમજ Investor Facilitation Portal (IFP) જીઆઇડીસીની જરૂરીયાત મુજબનું બનાવવામાં આવ્યું તેમજ તેમાં પ્લાન એપ્રુવલ વોટર કનેક્શન ડ્રેનેજ કનેક્શન અને લેન્ડ એપ્લિકેશનને જરૂરીયાત મુજબ આગળ

appointed as a solution to decreasing manpower and transforming the activities through computerization. Details of manpower deployed as on 31/03/2017 is as follows.

No.	Cadre	Qty
1	Project Leader	1
2	Developer	21
3	Centre Co-ordinator	4
3	DBA	3
4	Network Engineer	3
5	EDP-Executive	38
6	Data Entry Operators	84
	Total	154

- Total Solution Programme(TSP) is implemented to provide integrated solution through computerization. Necessary upgradation of existing modules is done.
- 2R Application and Transfer application Where rolled out under project Good Governance Applications, Which included online payment facility Account & Engineering dues. 2R, transfer and no due certificate were generate online.
- Development & Enhancement in plan Approval, water connection, Drainage connection and Land Application were done as per GIDC requirement and integration with investor Facilitation portal(IFP) under Ease of doing business (EODB) was done as per requiremn.
- Leave management System was rolled out. were done as per GIDC requirement

<p>વધારવામાં આવી.</p> <ul style="list-style-type: none"> <li>• ટી.એસ.પી. પ્રોગ્રામમાં લીવ મેનેજમેન્ટ સીસ્ટમ કાર્યરત કરવામાં આવી.</li> <li>• જીઆઇડીસી ડેટા સેન્ટર નવા ફેરફારો સહિત ઉભુ કરવામાં આવ્યું. જેમાં સર્વર અને હાર્ડવેર કે જે ટોટલ સોલ્યુશન પ્રોવાઇડર (ટી.એસ.પી.) અને ગુડ ગવર્નર્સ(જીજી) એપ્લીકેશને અનુરૂપ હોય.</li> </ul>	<p>and integration with investor Facilitation portal (IFP) under Ease of doing business (EODB) was done as per requirement.</p> <ul style="list-style-type: none"> <li>• Leave management System was rolled out.</li> <li>• GIDC data center was revamped with new state of the art servers and hardware to support existing total solution provide (TSP) &amp; good Governance (GG) Applications.</li> </ul>
<p><b>IGIN"Q8 IJ:TFZM ov</b></p> <p>રાજ્ય સરકાર દ્વારા ગુજરાત ઔદ્યોગિક વિકાસ અધિનિયમ,૧૯૬૨ ની કલમ ૧૬ હેઠળ નિગમની તથા અન્ય મળી કુલ ૩૧ ઔદ્યોગિક વિસ્તારો/વસાહતો નિર્દિષ્ટ વિસ્તાર કાર્યરત છે. રાજ્ય સરકારની કેબીનેટની પેટા સમિતીની ભલામણ અનુસાર નિગમે ૩૦ હેક્ટર કે તેથી વધુ ક્ષેત્રફળ ધરાવતી વસાહતોને “નિર્દિષ્ટ વિસ્તાર” તરીકે જાહેર કરવાનું નક્કી કરેલ છે. તે અંતર્ગત પ્રથમ તબક્કામાં જે વસાહતોનું ક્ષેત્રફળ ૧૦૦ હેક્ટર કરતાં વધુ હોય તેને “ઔદ્યોગિક વિસ્તાર” તરીકે જાહેર કરવાનું નક્કી કરેલ. આ માટે જરૂરી દરખાસ્ત પરત્વે સરકારશ્રીમાં મોકલવામાં આવે છે.</p> <p>નિર્દિષ્ટ વિસ્તારના વહીવટી સંચાલનમાં ઉદ્યોગોને વધુ સ્વાયત્તા આપવાની બાબત નિગમ તથા સરકારશ્રીની વિચારણા હેઠળ હતી, જે અંતર્ગત નિર્દિષ્ટ વિસ્તારના વહીવટી સંચાલન માટે નિગમના અધિકારી તથા ઉદ્યોગોના પ્રતિનિધીઓની બનેલી સમિતી એટલે કે “બોર્ડ ઓફ મેનેજમેન્ટ” ના સભ્યોની લાયકાત, કાર્યો અને ફરજો વગેરે માટે સરકારશ્રી દ્વારા તા. ૦૧/૦૪/૨૦૦૮ ના જાહેરનામાંથી ગુજરાત ઔદ્યોગિક વિકાસ “નિર્દિષ્ટ વિસ્તાર” નિયમો ૨૦૦૭ પ્રસિધ્ધ કરવામાં આવેલ છે. જે અનુસાર સરકારશ્રીએ ઉદ્યોગ અને ખાણ વિભાગના તા. ૨૯/૦૫/૨૦૦૯ ના જાહેરનામાંથી ૧૬ “નિર્દિષ્ટ વિસ્તાર” માં આવા “બોર્ડ ઓફ મેનેજમેન્ટ” ની રચના કરવામાં આવેલ છે. જેમાં સરકારશ્રીએ તા. ૧૨/૦૧/૨૦૧૨ ના જાહેરનામાંથી બોર્ડ ઓફ મેનેજમેન્ટની રચનામાં ફેરફાર કરેલ .</p>	<p><b>NOTIFIED AREAS :-</b></p> <p>The Government has declared 31 Industrial Estate/Areas as “Notified Area” under section 16 of Gujarat industrial development Act, 1962. Further, As per the Recommendations of cabinet subcommittee, corporation has decided to declare the estate having more than 30 hactares area as “ Notified Area” out of these as first phase it has been decided to declare all the estate having more than 100 hectares area as Industrial Area” For this necessary proposals have been submitted to the government.</p> <p>It was under consideration of government as well as corporation to provide greater autonomy to industries for administration of Notified area. Accordingly, necessary rules for constitution statutory committee consisting representatives of industries and official of corporation” Board of management was published vide notification dated 01-04-2008. Accordingly, government has appointed members of such board of Management for 16 (sixteen) Notified Areas vide industries &amp; Mines Department Notification Dated 28-05-2009 in which Government has Reconstituted the Board of management vide notification dated 12-01-2012.</p>

<p>જીઆઇડીસીએ કોર્પોરેટ સોશ્યલ રીસ્પોન્સિબિલીટીના ભાગરૂપે મુ. અબ્રામાં, જી. નવસારી ખાતે વર્ષ ૨૦૧૨-૧૩ માં સ્થપાયેલ જીઆઇડીસી ડીગ્રી એન્જી. કોલેજ ખાતે ત્રીજું શૈક્ષણિક વર્ષ શરૂ થતું. જીઆઇડીસી દ્વારા વર્ષ ૨૦૧૪-૧૫ માં કોર્પોરેટ સોશ્યલ રીસ્પોન્સિબિલીટી પાછળ રૂ. ૨૧.૮૪ લાખ ખર્ચ કરવામાં આવેલ છે.</p> <p>વધુમાં સરકારશ્રીએ તા.૨૬/૦૬/૨૦૧૩ ના જાહેરનામાં દ્વારા તા. ૦૮/૧૦/૨૦૦૯ ના જાહેરનામામાં સુધારો કરેલ. જે અનુસાર નિર્દિષ્ટ વિસ્તારની પાંચ કી.મી. ની ત્રિજ્યામાં આવતા ગામોના બદલે નિર્દિષ્ટ વિસ્તાર હેઠળ આવરી લેવાયેલ ગામોના વિકાસ માટે જીલ્લા કલેક્ટરશ્રી ના અધ્યક્ષપણાં હેઠળ એક કમિટીનું નિર્માણ કરવાનું નક્કી કરેલ. જેથી હવે નિર્દિષ્ટ વિસ્તારના સંકલીત વેરાની આવકમાંથી ૧/૩ હિસ્સો અગાઉ જે જીલ્લા ગ્રામ વિકાસ એજન્સીને હવાલે મુકવામાં આવતો તેને બદલે “સર્વગ્રાહી વિકાસ સમિતી” ને જેના અધ્યક્ષ તે કલેક્ટર રહેશે તેમ ઠરાવેલ.</p> <p><b>5+S G\P !Z DF\ VF V\U[GL IJUTM</b></p> <p><b>5}ZL 5FOJFDF\ VFJ[, K[P</b></p>	<p>GIDC had established GIDC degree engi. College at Abrama, Dist. Navsari as a part of corporate social responsibility in the year 2012-13 and has started 3<sup>rd</sup> year of its academic year. Corporation has incurred expenses of Rs. 21.84 Lacs towards corporate Social Responsibility.</p> <p>Further, the Government has amended its earlier Government resolution dated 08-10-2009 vide its GR dated 26-06-2013. Accordingly, a committee under the chairmanship of concerned collector is to be constituted for each notified area for the development work of all the villages in radius. Of 5 (five) KMS of notified Area. Hence, now 1/3 portion of the recovered consolidated tax by notified area are to be earmarked to the comprehensive Development committee constituted under the chairmanship of collector instead of District Rural Development agency.</p> <p><b>Details are narrated in Statement No-12.</b></p>
<p><b>J;],FT ov</b></p> <p>વર્ષ ૨૦૧૬-૧૭ દરમ્યાન નિગમ દ્વારા બાકી લેણા કુલ રૂ. ૬૮૮ કરોડ હતા (અંદાજે), જેમાંથી રૂ. ૯૨ કરોડ બ્લોકડ અપ ડ્યુઝ નોંધાયેલ હતા. (બ્લોકડ અપ ડ્યુઝમાં કોર્ટકેસ , ઓફીશીયલ લીકવીડેટર તથા ટ્રીબ્યુનલ પેટે પેન્ડીંગ કેસોના બાકી લેણા નોંધવામાં આવે છે.) બાકી રહેતા ૫૯૬ કરોડ પેટે નિગમ દ્વારા ગત વર્ષમાં ૨૦૮ કરોડ એટલે કે કુલ બાકી લેણા ના ૩૪.૯૪% વસુલ કરવામાં આવ્યા હતા આ લેણા મા કેંદ્ર તથા રાજ્ય સરકારના વેરા અને વ્યાજ પેટે જમા લીધેલ રકમ કુલ ગણતરીમાંથી બાકાત રાખવામાં આવેલ છે.</p>	<p><b>RECOVERY :-</b></p> <p>Total Recoverable amount for Financial year 2016-2017 was approx. 688 crores, out of which around 92 crores are Blocked up due to court cases and other litigations, remaining 596 crores as net recoverable for the year. Out of these 596 crores, in total 208 crores were recovered which is around 34.94 percentage of total recovery. However, total recovery of Interest on outstanding amount, Penalties and central Govt. taxes are excluded.</p>

<p>5+S G\P !# DF\ VF V\U[GL IJUTM 5}ZL 5F0JFDF\ VFJ[, K[P</p>	<p><b>Details are narrated in Statement No- 13.</b></p>
---	---

TABLE- 1

Sr. No.	Year	Land Acquisition in Hector	Comulative Land acquisition in Hector	Increment over previous year(in %)
1	1962-63	138	138	-
2	1963-64	140	278	101.45
3	1964-65	263	541	94.60
4	1965-66	106	647	19.59
5	1966-67	260	907	40.19
6	1967-68	231	1138	25.47
7	1968-69	410	1548	36.03
8	1969-70	826	2374	53.36
9	1970-71	898	3272	37.83
10	1971-72	296	3568	9.05
11	1972-73	321	3889	9.00
12	1973-74	331	4220	8.51
13	1974-75	503	4723	11.92
14	1975-76	310	5033	6.56
15	1976-77	113	5146	2.25
16	1977-78	172	5318	3.34
17	1978-79	338	5656	6.36
18	1979-80	997	6653	17.63
19	1980-81	2189	8842	32.90
20	1981-82	557	9399	6.30
21	1982-83	416	9815	4.43
22	1983-84	228	10043	2.32
23	1984-85	1448	11491	14.42
24	1985-86	945	12436	8.22
25	1986-87	524	12960	4.21
26	1987-88	746	13706	5.76
27	1988-89	256	13962	1.87
28	1989-90	697	14659	4.99
29	1990-91	226	14885	1.54
30	1991-92	126	15011	0.85
31	1992-93	3548	18559	23.64
32	1993-94	322	18881	1.74
33	1994-95	906	19787	4.80
34	1995-96	1419	21206	7.17
35	1996-97	914	22120	4.31
36	1997-98	700	22820	3.16
37	1998-99	953	23773	4.18

38	1999-200	1037	24810	4.36
39	2000-01	366	25176	1.48
40	2001-02	331	25507	1.31
41	2002-03	-160	25347	-0.63
42	2003-04	716	26063	2.82
43	2004-05	-156	25907	-0.60
44	2005-06	37	25944	0.14
45	2006-07	387	26331	1.49
46	2007-08	601	26932	2.28
47	2008-09	4576	31508	16.99
48	2009-10	2037	33545	6.47
49	2010-11	2118	35663	6.31
50	2011-12	2442	38105	6.85
51	2012-13	2407	40512	6.32
52	2013-14	1441	41953	3.56
53	2014-15	31	42002	0.12
54	2015-16	245	42247	0.58
55	2016-17	52	42299	0.12

**\*\*As per annual report year 2014-15 comulative land acquisition In Hector is 41984.61. Due to separation of sanand-II 1900 hect.land and sanand-II (expantion)1029 hect. Land in above stated report the total land acquisition of opening balance is 42002.28**

<b>TABLE - 2</b>					
<b>SUMMARY OF PERFORMANCE KEY INDICATORS</b>					
<b>SM9MvZ</b>					
<b>Sr. No.</b>	<b>Indicator</b>	<b>Units</b>	<b>Cumulative position as on 31-3-19</b>	<b>Progress during 2016-19</b>	<b>Cumulative position as on 31-3-19</b>
<b>1</b>	<b>2</b>	<b>3</b>	<b>4</b>	<b>5</b>	<b>6</b>
<b>A</b>	<b>Infrastructure Planning</b>				
1	Estates	No.	293	0	293
2	Land Acquisition	Hectares	42247.00	52.00	42299.00
<b>B</b>	<b>Infrastructure Development</b>				
1	Land Development	(Lakh Sq. Mtr.)	2921.14	22.27	2943.41
2	Road Construction	Kms.	1574.46	81.54	1656.00
3	Water Supply Capacity Created	MLD	805.58	109.28	914.86
4	Power Supply Capacity Created	MVA	3069.16	238.58	3307.74
5	Drainage Capacity Created	MLD	412.01	0.00	412.01
6	Shed Construction	No.	12225	0	12225
7	Housing Quarters Construction	No.	12926	0	12926
<b>C</b>	<b>Allotment</b>				

1	Land Allotted OF/J[, HDLG	(Lakh Sq. Mtr.)	2120.578	18.87	2139.444
2	Shed Allotted OF/J[, VF{nMIUS X[0	No.	12150	0	12150
3	Housing Quarters Allotted OF/J[, ZC[6FIS DSFG	No.	12019	0	12019
D	Development Expenditure IJSF; BR"	Rs. In lakhs	1034690.03	71781.55	1106471.58



TABLE 3						
COMPONENTS OF FINANCIAL RESOURCES						
SM9Mv#						
GF6F\SLI ;FWGMGF\ 38SM						
Rs. In Lakhs						
Sr.No. S\D G\P	Sources of Finance GF6F\ :+MT	Resources Raised during 2015- 16 2014v19 DF\ pEF SZFI[,F ;FWGM	%age of Total S],GL 8SFJFZL	Resources Raised during 2016- 17 2016-19 DF\ pEF SZFI[,F ;FWGM	%age of Total S],GL 8SFJFZL	%age increase in 2016-17 against 2014-15 2014v19 DF\ ;ZBFD6FDF\ 2016v 19 DF\ JWFZM
1	2	3	4	5	6	7
<b>I</b>	<b>Loans</b>					
a.	State Government Loan ZFHI ;ZSFZGL ,MG	0.00	0.00	0.00	0.00	0.00
b.	Central Government Loan S[gN= ;ZSFZGL ,MG	0.00	0.00	0.00	0.00	0.00
	<b>* Sub - Total *</b> 5[8F ;ZJF/M	<b>0.00</b>	<b>0.00</b>	<b>0.00</b>	<b>0.00</b>	<b>0.00</b>
<b>II</b>	Public Loan HFC[Z ,MG	0.00	0.00	0.00	0.00	0.00
<b>III</b>	Loan from Banks and Other Financial Institutions A[gS VG[ GF6F\SLI ;:\YFVMDF\YL ,MG	0.00	0.00	0.00	0.00	0.00
	<b>* Sub - Total of Loans *</b> 5[8F ;ZJF/M ,MG	<b>0.00</b>	<b>0.00</b>	<b>0.00</b>	<b>0.00</b>	<b>0.00</b>
<b>IV</b>	<b>Internal Resources</b>					
a.	Capital Receipts D}OL VFJS	34083.02	34.56	32053.02	26.32	-5.96
b.	Revenue Receipts DC[;],L VFJS	64543.72	65.44	89728.75	73.68	39.02

	<b>* Sub - Total *</b> <b>5[8F ;ZJF/M</b>	<b>98626.74</b>	<b>100.00</b>	<b>121781.77</b>	<b>100.00</b>	<b>23.48</b>
	<b>* Grand Total</b> <b>* S], ;ZJF/M</b>	<b>98626.74</b>	<b>100.00</b>	<b>121781.77</b>	<b>100.00</b>	<b>23.48</b>

TABLE - 4					
BUDGET AND DEVELOPMENT EXPENDITURE					
SM9Mv\$					
(Rs in Lakhs)					
Sr. No.	Components	Revised budget for 2016-17	%age of Total	Actual Expenditure during 2016-17	%age to total
S\ D G\ P	;FWGM	2016v17 G\  ;]WFZ[, V\NFH5+	S],GL 8SFJFZL	2016v17 DF\ BZ[BZM BR"	S],GL 8SFJFZL
1	2	3	4	5	6
1	Land Acquisition HDLG ;\5FNG	26657.00	25.19	16826.18	18.18
2	Land Development HDLG IJSF;	52096.00	49.23	35222.88	38.06
3	Shed Construction X[0 AFWSFD	0.00	0.00	-58.71	-0.06
4	Housing Qtrs. Construction VFJF; AFWSFD	0.00	0.00	-3.73	0.00
5	Interest on loan ,MG p5ZG)\ jIFH	0.00	0.00	0.00	0.00
6	Establishment & Contingencies DC[SD TYF 5]IS6"	8794.00	8.31	7742.33	8.37
7	Maintenance & Repairs HF/J6L VG[ ;DFZSFD	18268.00	17.26	32813.37	35.46
8	Repayment of Loan ,MGGL 5ZT R]SJ6L	0.00	0.00	0.00	0.00
	<b>* Grand Total *</b> ;ZJF/M	<b>105815.00</b>	<b>100.00</b>	<b>92542.32</b>	<b>100.00</b>

## Statement No. - 1

## DISTRICTWISE CUMULATIVE PROGRESS OF KEY PARAMETERS

31-03-2017

5+Sv!

D]bl ;FAS[TF\SMGL IH&lt;,FJFZ 5]UIT

Sr. No.	Name of the District	Estate Nos.	LAND (Lac Sq.Mtr)			SHED (No.)		HOUSING QUARTERS		DEVELOPMENT				DEVELOPMENT EXPENDITURE (Rupees in Lacs)
			Acquisition	Development	Allotment	Construction	Allotment	Construction	Allotment	Water (MLD)	Power (MVA)	Drainage (MLD)	Road (KMs)	
S/D G/P	IH<,FG] GFD	V[:8]8 sG\ Pf	HDLG s,FB RMPDLf ;\5FNG	HDLG IJSF; s,FB RMPDLf IJSF;	HDLG OF/J6L OF/J6L	X[0 sG\ Pf AFWSFD OF/J6L		VFJF; sG\ Pf AFWSFD OF/J6L		IJSF; 5F6L JLH/L U8Z Z:TF				IJSF; BR" s~FP,FBDFf
1	2	3	4a.	4b.	4c.	5a.	5b.	6a.	6b.	7a.	7b.	7c.	7d.	8
1	Ahmedabad VDNFJFN	15	522.68	353.33	185.47	1841	1841	986	934	123.89	313.30	25.44	214.34	423576.87
2	Kheda B]OF	5	6.51	5.86	4.70	88	87	0	0	2.44	22.20	0.50	6.71	363.40
3	Mahisagar મહિસાગર	1	2.59	2.59	1.63	22	22	0	0	0.00	1.50	0.00	1.64	16.65
4	Anand VF6\N	6	393.66	32.23	26.33	248	248	202	200	6.60	39.16	0.00	32.35	1246.31
5	Vadodara J0MNZF	10	269.08	247.42	198.25	1241	1216	1262	1220	31.57	369.75	5.45	145.05	24032.44
6	Chottaudepur ઇલ ઠેપુર	2	0.18	0.13	0.13	18	13	0	0	0.00	1.10	0.00	0.41	1.99
7	Bharuch E~R	11	1941.62	1593.96	973.84	1065	1053	2905	2306	342.28	1013.40	251.12	376.07	499668.80
8	Narmada GD"NF	4	3.77	3.68	3.16	8	8	0	0	0.12	2.00	0.00	2.15	36.64
9	Surat ;]ZT	12	275.74	111.82	197.50	1879	1893	790	734	45.47	269.50	58.85	107.84	24982.37
10	Tapi તાપી	1	17.19	4.20	17.19	10	10	0	0	0.00	0.00	0.00	0.00	324.06
11	Navsari GJ;FZL	3	10.19	10.19	7.41	174	172	152	148	3.41	14.05	0.00	11.46	343.63
12	Valsad J;F0	7	221.24	179.83	151.60	2101	2094	5415	5382	156.33	394.10	92.61	193.71	11770.56
13	Dangs OFU	0	0.77	0.00	0.00	0	0	0	0	0.00	0.00	0.00	0.00	0.00
14	Gandhinagar UF\WLGUZ	6	45.09	35.22	28.00	217	217	192	192	10.75	22.05	7.04	35.63	7585.91
15	Patan 5F86	6	12.39	10.06	7.57	37	36	0	0	2.17	20.56	0.00	13.63	1525.88
16	Mehsana DC];F6F	10	80.05	53.16	51.47	599	589	201	187	52.57	112.67	0.00	71.92	5510.55
17	Banaskantha AGF;SF\9F	6	12.59	8.07	7.18	121	111	6	0	5.51	16.21	0.00	14.34	319.90

## Statement No. - 1

## DISTRICTWISE CUMULATIVE PROGRESS OF KEY PARAMETERS

31-03-2017

5+Sv!

D]bi ;FAS[TFISMGL IH&lt;,FJFZ 5|UIT

Sr. No.	Name of the District	Estate Nos.	LAND (Lac Sq.Mtr)			SHED (No.)		HOUSING QUARTERS		DEVELOPMENT				DEVELOPMENT EXPENDITURE (Rupees in Lacs)
			Acquisition	Development	Allotment	Construction	Allotment	Construction	Allotment	Water (MLD)	Power (MVA)	Drainage (MLD)	Road (KMs)	
S/D G\p	IH<,FG] GFD	V[:8[8 sG\p	HDLG s,FB RMPDLf ;;5FNG	HDLG IJSF; s,FB RMPDLf IJSF;	HDLG OF/J6L s,FB RMPDLf OF/J6L	X[0 sG\p AFWSFD OF/J6L		VFJF; sG\p AFWSFD OF/J6L		IJSF; 5F6L JLH/L U8Z Z:TF				IJSF; BR" s~FP,FBDFf
18	Sabarkantha ;FAZSF9F	3	5.42	5.42	4.24	54	54	3	0	1.37	7.50	0.00	6.51	769.28
19	Aravali ઁરાવલિ	3	3.53	1.10	2.68	32	26	0	0	0.57	6.50	0.00	4.65	341.07
20	Panchmahal 5\RDCE,	5	108.79	50.61	67.19	308	307	312	257	6.25	84.50	0.00	46.05	41101.82
21	Dahod NFCMN	3	18.01	5.01	7.18	16	16	0	0	0.00	6.90	0.00	10.36	373.32
22	Surendranagar ;J[gN=GUZ	8	24.52	24.52	7.31	263	261	176	152	0.40	31.60	0.00	29.37	699.68
23	Rajkot ZFHSM8	12	66.65	66.56	53.55	493	492	0	0	9.15	102.40	0.00	67.89	16010.79
24	Morbi DMZAL	6	10.25	10.24	8.32	118	118	0	0	0.40	21.40	0.00	11.89	856.28
25	Bhavnagar EFJGUZ	8	35.85	31.94	23.31	342	342	188	173	1.96	47.51	6.00	35.72	1576.60
26	Botad AM8FN	2	0.69	0.69	0.58	7	7	0	0	0.00	1.10	0.00	1.13	19.36
27	Amreli VDZ[,L	7	6.32	5.25	3.69	97	91	0	0	0.55	10.80	0.00	9.87	173.60
28	Junagadh HJGFU-	4	11.32	11.11	8.28	89	89	0	0	0.11	20.65	0.00	14.07	443.54
29	Gir Somnath ગીર સોમનાથ	1	22.96	5.66	5.24	10	10	36	36	0.45	8.00	0.00	4.89	203.69
30	Porbandar 5MZANZ	3	27.55	22.48	10.53	61	61	32	32	0.78	31.07	0.00	27.11	591.45
31	Jamnagar HFDGUZ	4	38.61	34.26	25.86	480	480	66	66	0.81	43.03	0.00	57.09	25856.48
32	Devbhumi Dwarka દેવભૂમિ ઢારકા	3	2.65	2.57	2.19	17	17	0	0	0.00	6.15	0.00	3.63	174.22
33	Kutch SrK	11	31.44	14.29	21.57	169	169	0	0	1.11	28.50	0.00	16.98	15974.44
	Grand Total S], ;ZJF/M	191	4229.9	2921.14	2113.155	12225	12150	12924	12019	807.03	3069.16	447.01	1574.46	1106471.58









1	Gandhinagar-I UFWLGUZYI	3.04	3.04	3.04	54	54	0	0	6.81	7.00	4.54	23.24	Functional
2	Gandhinagar-II UFWLGUZVZ	23.91	21.13	15.52	113	113	192	192	0.00	8.50	0.00	4.07	Functional
3	Establishment of SEZ adjoining to G'nager Electronics Estate. UFWLGUZ ,J8=MIGS J:ECTDFL :h GJLHM0E6P	0.73	0.73	2.02	0	0	0	0	1.50	0.50	1.00	2.50	Functional
4	Gandhinagar I.T. Park UFWLGUZ	2.23	2.23	0.09	0	0	0	0	0.00	0.00	0.00	0.65	Developing
5	Bhat EF8	2.84	2.48	2.50	0	0	0	0	0.08	2.00	0.00	0.60	Functional
6	IFFCO HOUSING .OSM sCFp;LUW	2.20	2.20	2.20	0	0	0	0	0.00	0.00	0.00	0.00	As is where is basis
7	Bhat International Convention & Exhibition Centre EF8 >g8ZGXG, SgJlgXG VQ[ SjNX'G ;lg8Z	4.53	0.00	0.00	0	0	0	0	0.00	0.00	0.00	0.00	Estate Dropped
8	Mansa DF6;F	1.67	1.67	1.18	30	30	0	0	1.20	2.00	0.00	2.02	Functional
9	Dehgam NCI(UFD	1.74	1.74	1.45	20	20	0	0	0.46	2.00	0.00	2.55	Functional
10	Chiloda IR;M0F	2.22	0.00	0.00	0	0	0	0	0.00	0.00	0.00	0.00	Developing
11	Santej સાંતેજ	0.00	0.00	0.00	0	0	0	0	0.00	0.00	0.00	0.00	Planned
12	Sinholi, Dhanap and Mahudhara	0.00	0.00	0.00	0	0	0	0	0.00	0.00	0.00	0.00	Planned
13	Tintoda તિંતોડા	0.00	0.00	0.00	0	0	0	0	0.00	0.00	0.00	0.00	Planned
14	Mega IT Park સુપર ટેકનોલોજી પાર્ક	0.00	0.00	0.00	0	0	0	0	0.70	0.05	1.50	0.00	
14	District Total Sj.	45.09	35.22	28.00	217	217	192	192	10.75	22.05	7.04	35.63	
XV PATAN DISTRICT													
1	Sidhpur I:wW5IZ	4.20	4.20	2.98	0	0	0	0	0.60	5.30	0.00	4.46	Functional
2	Radhanpur ZFVGSJZ	3.89	3.89	2.30	0	0	0	0	0.60	4.56	0.00	4.82	Functional
3	Lawa (Chemical) લવા (કેમિકલ)	1.20	0.00	0.00	0	0	0	0	0.13	1.00	0.00	0.00	Functional
4	Chanasma RF6;DF	1.87	1.31	1.32	20	20	0	0	0.54	6.00	0.00	2.80	Functional
5	Patan 5F86	0.60	0.18	0.48	17	16	0	0	0.00	1.70	0.00	0.95	Functional
6	Balisana AF;L;GF	0.63	0.49	0.49	0	0	0	0	0.30	2.00	0.00	0.60	Functional
7	Kamboli (Patan) કાંબોલી (પટાણ)	0.00	0.00	0.00	0	0	0	0	0.00	0.00	0.00	0.00	Dropped
8	Santalpur સાંતલપુર	0.00	0.00	0.00	0	0	0	0	0.00	0.00	0.00	0.00	Dropped
8	* District Total * Sj.	12.39	10.06	7.57	37	36	0	0	2.17	20.56	0.00	13.63	
XVI MEHSANA DISTRICT													
1	Mehsana-I DCI;F6FvI	4.71	2.78	2.78	137	132	26	26	1.55	10.00	0.00	5.50	Functional
2	Mehsana-II DCI;F6FvZ	12.38	6.71	8.01	110	110	2	2	2.10	22.00	0.00	14.70	Functional
3	Kadi SOL	8.17	6.37	6.29	34	34	2	0	2.80	12.00	0.00	4.90	Functional
4	Gozaria UMhFZLIF	6.40	1.25	1.15	10	10	0	0	0.19	6.00	0.00	2.64	Functional
5	Ranasan Z6F;6	4.00	3.00	3.12	0	0	0	0	0.18	6.80	0.00	7.60	Functional
6	Kheralu BIZFJ	1.34	0.95	0.90	10	5	0	0	0.30	2.00	0.00	1.60	Functional
7	Visnagar IJ;GUZ	1.55	1.31	1.38	32	32	0	0	2.00	4.10	0.00	3.05	Functional
8	Kukarwada SISZJF0F	0.73	0.49	0.49	10	10	1	0	0.26	2.00	0.00	1.00	Functional
9	Jantral Hv;F;	0.66	0.00	0.00	0	0	0	0	0.00	0.00	0.00	0.00	Estate dropped earlier
10	Aithor સાંતોર	4.70	4.70	0.00	0	0	0	0	0.00	0.00	0.00	5.23	Developing
11	Becharaji (Kairi) બેચરાજી (કૈરી)	0.00	0.00	0.00	0	0	0	0	0.00	0.00	0.00	0.00	Dropped
12	Fuletra ફુલેટરા	0.00	0.00	0.00	0	0	0	0	0.00	0.00	0.00	0.00	Dropped
13	Chhatral Kv;F;	19.58	13.12	13.24	140	140	100	89	3.63	35.20	0.00	21.00	Functional
14	Katol S.M	6.15	2.78	4.41	116	116	70	70	3.41	10.77	0.00	4.70	Functional
15	IFFCO .OSM	9.70	9.70	9.70	0	0	0	0	36.15	1.80	0.00	0.00	As is where is basis
15	* District Total * Sj.	80.05	53.16	51.47	599	589	201	187	52.57	112.67	0.00	71.92	
XVII BANASKANTHA DISTRICT													
1	Chandisar RUL;Z	8.07	4.14	4.57	30	27	2	0	1.60	9.00	0.00	7.24	Functional
2	Deodar MLMNZ	1.76	1.76	0.43	0	0	0	0	1.00	1.30	0.00	2.80	Functional
3	Deesa OL;F	1.18	0.98	1.01	20	20	0	0	1.25	2.30	0.00	1.40	Functional
4	Palanpur 5F;G5JZ	0.76	0.50	0.50	57	57	3	0	1.36	2.11	0.00	1.50	Functional
5	Ambaji - I VAFHLvI	0.65	0.57	0.57	7	7	1	0	0.30	1.50	0.00	0.85	Functional
6	Sihori (Kankrej) IXCMZL sSFSZIH	0.16	0.11	0.11	7	0	0	0	0.00	0.00	0.00	0.55	Functional
7	Ambaji - II VAFHLv;Z	0.00	0.00	0.00	0	0	0	0	0.00	0.00	0.00	0.00	Planned
8	Vadgam (Zalotra) વડગામ (જાલોત્રા)	0.00	0.00	0.00	0	0	0	0	0.00	0.00	0.00	0.00	Planned
8	* District Total * Sj.	12.59	8.07	7.18	121	111	6	0	5.51	16.21	0.00	14.34	
XVIII SABARKANTHA DISTRICT													
1	Talod T;MN	2.60	2.60	1.87	10	10	0	0	0.36	4.00	0.00	2.80	Functional
2	Himatnagar ICDTGUZ	2.55	2.55	2.14	34	34	3	0	0.76	3.00	0.00	3.36	Functional
3	Kdar ;OZ	0.27	0.27	0.23	10	10	0	0	0.25	0.50	0.00	0.35	Functional
4	Vadali વડાલી	0.00	0.00	0.00	0	0	0	0	0.00	0.00	0.00	0.00	Planned
5	Vaghapur વણપુર	0.00	0.00	0.00	0	0	0	0	0.00	0.00	0.00	0.00	Planned

૬	* District Total * S]	5.42	5.42	4.24	54	54	3	0	1.37	7.50	0.00	6.51	
<b>XIX ARAVALI DISTRICT</b>													
1	Modasa DMOF	1.91	1.00	1.38	23	17	0	0	0.52	2.50	0.00	2.37	Functional
2	Malpur DF SJZ	0.10	0.10	0.06	9	9	0	0	0.05	2.00	0.00	0.50	Functional
3	Shinavada શિનાવડા	0.00	0.00	0.00	0.00	0.00	0.00	0.00	0.00	0.00	0.00	0.00	Planned
4	Wankner (Bhiloda) JFISFGIZ sEL.MOF	1.52	0.00	1.24	0	0	0	0	0.00	2.00	0.00	1.78	Functional
૬	* District Total * S]	3.53	1.10	2.68	32	26	0	0	0.57	6.50	0.00	4.65	
<b>XX PANCHMAHAL DISTRICT</b>													
1	Halol CF.M.	46.10	17.40	41.73	169	168	134	91	4.45	69.00	0.00	17.42	Functional
2	Halol- 2 (expansion) CF.M. - 2 (U.TITSZ)	53.10	24.02	17.58	0	0	0	0	0.00	0.00	0.00	20.52	Functional
3	Kalol SF.M.	7.11	7.11	6.27	64	64	176	166	0.56	10.00	0.00	4.83	Functional
4	Godhra UMWZF	1.96	1.96	1.54	69	69	2	0	1.24	5.00	0.00	2.98	Functional
5	Godhra Expansion UMWZF U:TITSZ6	0.00	0.00	0.00	0	0	0	0	0.00	0.00	0.00	0.00	Expansion Planned
6	Shahera XCIZF	0.41	0.00	0.00	0	0	0	0	0.00	0.00	0.00	0.00	As is where is basis
7	Jambughoda JAWMOF	0.11	0.11	0.07	6	6	0	0	0.00	0.50	0.00	0.30	Functional
૭	* District Total * S]	108.79	50.61	67.19	308	307	312	257	6.25	84.50	0.00	46.05	
<b>XXI DAHOD DISTRICT</b>													
1	Dahod - I NFCMNI	0.40	0.40	0.32	16	16	0	0	0.00	1.90	0.00	0.53	Functional
2	Dahod - II NFCMNI	17.00	4.00	6.45	0	0	0	0	0.00	4.50	0.00	8.89	Functional
3	Devgadbaria NUJ-AFZLIF	0.61	0.61	0.42	0	0	0	0	0.00	0.50	0.00	0.94	Functional
૩	* District Total * S]	18.01	5.01	7.18	16	16	0	0	0.00	6.90	0.00	10.36	
<b>XXII SURENDRANAGAR DISTRICT</b>													
1	SurenDRanagar :JIG=GUZ	15.60	15.60	12.31	184	184	176	152	0.00	12.20	0.00	18.88	Functional
2	SurenDRanagar Expansion :JIG=GUZ U:TITSZ6	0.00	0.00	0.00	0	0	0	0	0.00	0.00	0.00	0.00	Dropped
3	Dhrangadhra WIFUWIF	1.15	1.15	0.83	12	12	0	0	0.30	4.50	0.00	1.20	Functional
4	Limbdi LVAL	1.96	1.96	1.69	4	4	0	0	0.00	2.90	0.00	1.48	Functional
5	Thangadh YFGU-	1.05	1.05	0.64	16	16	0	0	0.00	3.00	0.00	1.58	Functional
6	Lakhtar BTZ	0.38	0.38	0.24	0	0	0	0	0.00	1.00	0.00	0.90	Functional
7	Chotila RMBL.F	0.16	0.16	0.08	7	5	0	0	0.00	1.00	0.00	0.41	Functional
8	Sayla .FLF	0.10	0.10	0.08	0	0	0	0	0.00	1.00	0.00	0.30	Functional
9	Bambore AFDSAMZ	4.11	4.11	3.44	40	40	0	0	0.10	6.00	0.00	4.62	Functional
10	Limbdi Textile Park .LVAL સુવર્ણ વાહી	0.00	0.00	0.00	0	0	0	0	0.00	0.00	0.00	0.00	Planned
11	Limbdi Pharmaceutical .LVAL સુવર્ણ વાહી	0.00	0.00	0.00	0	0	0	0	0.00	0.00	0.00	0.00	Planned
11	* District Total * S]	24.52	24.52	19.31	263	261	176	152	0.40	31.60	0.00	29.37	
<b>XXIII RAJKOT DISTRICT</b>													
1	Lodhika JMWLSF	42.41	42.31	34.45	20	20	0	0	8.00	45.00	0.00	38.68	Functional
2	Aji VFHL	8.39	8.39	6.40	274	274	0	0	1.10	41.00	0.00	8.87	Functional
3	Kuwadva SJOJF	5.31	5.31	4.72	0	0	0	0	0.00	6.00	0.00	5.81	Functional
4	Gondal - I UM0.vf	1.33	1.33	1.05	29	29	0	0	0.00	2.00	0.00	1.70	Functional
5	Gondal - II UM0.vZ	3.73	3.73	2.48	10	10	0	0	0.00	3.00	0.00	3.86	Functional
6	Dhoraji WVZFHL	2.23	2.23	1.30	0	0	0	0	0.00	0.05	0.00	2.50	Functional
7	Jetpur HTSIZ	1.04	1.04	0.97	0	0	0	0	0.00	0.30	0.00	0.95	Functional
8	Bhaktinagar EISTGUZ	0.88	0.88	0.54	142	142	0	0	0.05	2.00	0.00	3.52	Functional
9	Jasdan H.N6	0.62	0.62	0.48	11	11	0	0	0.00	2.00	0.00	0.95	Functional
10	Upleta p5.l8F	0.52	0.52	0.41	0	0	0	0	0.00	1.00	0.00	0.85	Functional
11	Padadhari S0WZL	0.10	0.10	0.76	7	6	0	0	0.00	0.05	0.00	0.20	Functional
12	Kotda-Sangani SM80F .FUF6L	0.09	0.09	0.00	0	0	0	0	0.00	0.00	0.00	0.00	Functional
13	Pardi પારડી	0.00	0.00	0.00	0	0	0	0	0.00	0.00	0.00	0.00	Planned
14	Kangasiyali (Housing) કાંગસીયાલી (રહેઠાણ)	0.00	0.00	0.00	0	0	0	0	0.00	0.00	0.00	0.00	Planned
15	Auto Ancillary Park near Rajkot- Village Devagam- Kharasara રાજકોટ નજીક દેવગામ- ખીરસરા નજીકનો ઓટો અનિલકારી વાહી	0.00	0.00	0.00	0	0	0	0	0.00	0.00	0.00	0.00	Planned
16	Chattar- Mitana ચાટ્ટાર - મીતાના	0.00	0.00	0.00	0	0	0	0	0.00	0.00	0.00	0.00	Planned
1૬	* District Total * S]	66.65	66.56	53.55	493	492	0	0	9.15	102.40	0.00	67.89	
<b>XXIV MORBI DISTRICT</b>													
1	Wankner-II (Vaghasia) JFISFGIZ s.U.LJIF	2.33	2.32	2.00	8	8	0	0	0.00	0.00	0.00	2.37	Functional
2	Rafaleshwar (Morbi - II) ZOF/ JZ sDMZALvZI	4.02	4.02	2.91	0	0	0	0	0.01	12.00	0.00	4.59	Functional
3	Wankner JFISFGIZ	1.97	1.97	1.82	0	0	0	0	0.00	3.00	0.00	2.15	Functional
4	Morbi DMZAL	0.81	0.81	0.71	110	110	0	0	0.13	2.30	0.00	1.22	Functional
5	Masia (Mota Dahisara) DF.LIF sDM8F NCLV.ZFI	0.12	0.12	0.12	0	0	0	0	0.00	0.00	0.00	0.00	Functional
6	Halvad C/JN	1.00	1.00	0.75	0	0	0	0	0.26	4.10	0.00	1.56	Functional
૬	* District Total * S]	10.25	10.24	8.32	118	118	0	0	0.40	21.40	0.00	11.89	

<b>XXV BHAVNAGAR DISTRICT</b>													
1	Chitra IR+F	17.47	17.34	11.68	243	242	188	172	1.36	14.50	5.00	22.70	Functional
2	Vartej JZTJH	7.36	7.36	5.96	0	0	0	0	0.45	11.50	1.00	4.33	Functional
3	Alang VJU	3.64	0.00	0.00	0	0	0	0	0.00	0.50	0.00	0.00	Est.Drop earlier.
4	Shihor - I IXCMZvI	1.25	1.25	0.80	10	10	0	0	0.00	2.00	0.00	0.89	Functional
5	Shihor - II IXCMZvZ	1.87	1.87	1.62	18	19	0	0	0.00	15.00	0.00	1.61	Functional
6	Mahuva DCUJF	1.82	1.68	1.69	27	27	0	1	0.00	1.50	0.00	1.60	Functional
7	Paliiana SF.LTF6F	1.45	1.45	0.86	0	0	0	0	0.00	0.10	0.00	1.72	Functional
8	Vithalwadi LJ9_JFOL	0.92	0.92	0.63	36	36	0	0	0.15	2.40	0.00	2.65	Functional
9	Vallabhipur Jc.EL5IZ	0.08	0.08	0.07	8	8	0	0	0.00	0.01	0.00	0.22	Functional
10	Ghogha-Navaratanpur- KodiyaK ળીયા- નવરાતનપુર-કોડીયાક	0.00	0.00	0.00	0	0	0	0	0.00	0.00	0.00	0.00	Planned
10	* District Total * Sl.	35.85	31.94	23.31	342	342	188	173	1.96	47.51	6.00	35.72	
<b>XXVI BOTAD DISTRICT</b>													
1	Botad AM8FN	0.60	0.60	0.50	0	0	0	0	0.00	1.00	0.00	0.88	Functional
2	Dhasa (Gadhada) -:F sU-0Ff	0.09	0.09	0.08	7	7	0	0	0.00	0.10	0.00	0.25	Functional
2	* District Total * Sl.	0.69	0.69	0.58	7	7	0	0	0.00	1.10	0.00	1.13	
<b>XXVII AMRELI DISTRICT</b>													
1	Amreli VDZIL	1.42	1.42	0.93	69	69	0	0	0.50	2.30	0.00	2.15	Functional
2	Damnagar HFDGUZ	1.48	1.04	0.51	6	8	0	0	0.05	2.00	0.00	1.68	Functional
3	Babra FAZAF	1.73	1.59	1.34	0	0	0	0	0.00	3.00	0.00	4.13	Functional
4	Babra (Diamond) FAZAF sOFIDUf	1.00	1.00	0.71	0	0	0	0	0.00	1.50	0.00	1.69	Functional
5	Rajula ZFHJ.F	0.39	0.00	0.05	8	0	0	0	0.00	0.00	0.00	0.00	Functional
6	Liliya .LLIF	0.20	0.10	0.09	7	7	0	0	0.00	1.00	0.00	0.10	Functional
7	Jafraabad HFOZFAFN	0.10	0.10	0.06	7	7	0	0	0.00	1.00	0.00	0.12	Functional
8	Savarkundla સાવરકુંડલા	0.00	0.00	0.00	0	0	0	0	0.00	0.00	0.00	0.00	Planned
9	Amreli II VDZILvZ	0.00	0.00	0.00	0	0	0	0	0.00	0.00	0.00	0.00	Dropped
10	Pipavav પીપાવવ	0.00	0.00	0.00	0	0	0	0	0.00	0.00	0.00	0.00	Dropped
10	* District Total * Sl.	6.32	5.25	3.69	97	91	0	0	0.55	10.80	0.00	9.87	
<b>XXVIII JUNAGADH DISTRICT</b>													
1	Junagadh - I HJGFU-vI	1.43	1.43	1.19	52	52	0	0	0.11	4.50	0.00	2.00	Functional
2	Junagadh - II HJGFU-vZ	8.59	8.59	5.99	30	30	0	0	0.00	14.00	0.00	10.75	Functional
3	Sil XL	1.20	0.99	1.00	0	0	0	0	0.00	2.00	0.00	1.12	Functional
4	Visavadar LJ.FJNZ	0.10	0.10	0.10	7	7	0	0	0.00	0.15	0.00	0.20	Functional
4	* District Total * Sl.	11.32	11.11	8.28	89	89	0	0	0.11	20.65	0.00	14.07	
<b>XXIX GIR SOMNATH DISTRICT</b>													
1	Sutrapada :]F5F0F	17.31	0.00	0.00	0	0	0	0	0.00	0.00	0.00	0.00	As is where is basis
2	Veraval JZFJ/	5.66	5.66	5.24	10	10	36	36	0.45	8.00	0.00	4.89	Functional
2	* District Total * Sl.	22.96	5.66	5.24	10	10	36	36	0.45	8.00	0.00	4.89	
<b>XXX PORBANDAR DISTRICT</b>													
1	Porbandar SMZAINZ	20.07	15.00	13.90	61	61	32	32	0.78	25.50	0.00	19.75	Functional
2	Vanana JGF6F	5.48	5.48	4.63	0	0	0	0	0.00	5.57	0.00	4.65	Functional
3	Miyani DLIF6L	2.00	2.00	0.00	0	0	0	0	0.00	0.00	0.00	2.71	Functional
3	* District Total * Sl.	27.55	22.48	18.53	61	61	32	32	0.78	31.07	0.00	27.11	
<b>XXXI JAMNAGAR DISTRICT</b>													
1	Jamnagar - I HFDGUZvI	5.06	5.06	3.81	378	378	58	58	0.00	10.00	0.00	9.51	Functional
2	Jamnagar - II HFDGUZvZ	29.56	10.66	6.95	91	91	8	8	0.78	22.00	0.00	16.28	Functional
3	Jamnagar- II Expansion HFDGUZvZ LJ:T'IT SZ6	0.00	0.00	0.00	0	0	0	0	0.00	0.00	0.00	0.00	Expansion Planned
4	Jamnagar-II (Housing) HFDGUZvZ	0.00	3.12	2.56	0	0	0	0	0.00	0.00	0.00	9.20	Functional
5	Jamnagar-III HFDGUZv#	0.00	14.52	11.78	0	0	0	0	0.00	9.68	0.00	20.90	Planned.
6	Jamkhambhalla HFD8IEF/LIF	0.80	0.80	0.67	4	4	0	0	0.03	1.20	0.00	1.00	Functional
7	Dhrol (Mini) WIM_sDLGLf	0.10	0.10	0.08	7	7	0	0	0.00	0.15	0.00	0.20	Functional
8	Jamjodhpur જામજોધપુર	0.00	0.00	0.00	0	0	0	0	0.00	0.00	0.00	0.00	Planned
9	Kalawad કાલાવડ	3.10	0.00	0.00	0	0	0	0	0.00	0.00	0.00	0.00	
9	* District Total * Sl.	38.61	34.26	25.86	480	480	66	66	0.81	43.03	0.00	57.09	
<b>XXXII DEVBHUMI DWARKA DISTRICT</b>													
1	Arambhada-I VFZIE0F	2.22	0.67	0.57	10	10	0	0	0.00	2.00	0.00	2.98	Functional
2	Arambhada-II VFZIE0F	0.00	1.55	1.26	0	0	0	0	0.00	3.00	0.00	0.00	Planned.
3	Bhanvad EF6JO	0.33	0.25	0.27	0	0	0	0	0.00	1.00	0.00	0.55	Functional
4	Bhatia (Kalyanpur) EF8LIF sS-cIF65IZI	0.10	0.10	0.08	7	7	0	0	0.00	0.15	0.00	0.10	Functional
5	Jamkhambhalla - II HFD8IEF/LIF-II	0.00	0.00	0.00	0	0	0	0	0.00	0.00	0.00	0.00	Planned

5	* District Total * Sj.	2.65	2.57	2.19	17	17	0	0	0.00	6.15	0.00	3.63	
<b>XXXIII KUTCH DISTRICT</b>													
1	Gandhidham - I UFWLWFDvI	1.07	0.70	0.70	52	52	0	0	0.00	2.00	0.00	1.77	Functional
2	Mithi Rohar DL9L ZMCZ	17.20	4.05	11.01	0	0	0	0	0.00	10.50	0.00	5.10	Functional
3	Mithi Rohar (Expansion) DL9L ZMCZ sJ: T'ITSZ6f	0.16	0.00	0.00	0	0	0	0	0.00	0.00	0.00	0.00	Planned-N
4	Dhrub WJA	4.49	4.09	3.46	0	0	0	0	0.00	2.00	0.00	0.00	Functional
5	Anjar-I VHFZ	2.27	1.47	1.47	0	0	0	0	0.20	4.00	0.00	1.45	Functional
6	Anjar -II VHFZ	0.00	0.00	0.00	0	0	0	0	0.00	1.00	0.00	1.55	Planned
7	Mandvi DF0JL	1.99	1.37	1.34	30	30	0	0	0.35	3.00	0.00	2.80	Functional
8	Bhuj EIH	1.95	1.95	1.95	46	46	0	0	0.36	3.00	0.00	3.00	Functional
9	Bhuj-II (Nagor) EIHvZ sGFUMZf	0.65	0.43	0.45	30	30	0	0	0.10	2.00	0.00	0.84	Functional
10	Rapar (Makhel) ZFSZ sDFBj f	0.87	0.00	0.61	0	0	0	0	0.00	0.00	0.00	0.00	Functional
11	Nakhatrana GB+F6F	0.45	0.00	0.36	0	0	0	0	0.00	0.00	0.00	0.00	Functional
12	Madhapur DFWFSJZ	0.21	0.13	0.13	4	4	0	0	0.00	0.50	0.00	0.20	Functional
13	Mundra (Mini) DJaNa-F sDLGLf	0.14	0.10	0.10	7	7	0	0	0.10	0.50	0.00	0.27	Functional
14	Lakhapat	0.00	0.00	0.00	0	0	0	0	0.00	0.00	0.00	0.00	Planned
15	Abdasa	0.00	0.00	0.00	0	0	0	0	0.00	0.00	0.00	0.00	Planned
16	Moti Chirai Expansion	0.00	0.00	0.00	0	0	0	0	0.00	0.00	0.00	0.00	Expansion Planned
16	* District Total * Sj.	31.44	14.29	21.57	169	169	0	0	1.11	28.50	0.00	16.98	
	* GRAND TOTAL * Sj. ,ZJF/M	42299.00	2943.41	2133.14	12225	12150	12924	12019	807.03	3069.16	447.01	1574.46	

### Statement - 3

## CLASSIFICATION OF ESTATES & ESTATEWISE LAND ACQUISITION DURING 2016-17 ( Hectares )

5+Sv#

J;FCTMG]\ JUL "SZ6 VG[ J;FCT D]HA HDLG ;\5FNG JQF" o Z\_!&v!9

Sr. No. S]D G\ P	Name of the District/ Estate HL<,F q J;FCTG]\ GFD	Land acquired as on 31/3/2015 #!v#vZ_!& ;]WLDF\ ;\5FNLT HDLG	Land Acquired during 2015-16 Z_!&v!9 NZdIFG ;\5FNLT HDLG	Land Acquired as on 31/3/2016 #!v#v!9 ;]WLDF\ ;\5FNLT HDLG	Status of the Estate J;FCTGL 5IZI:YIT
1	2	3	4	5	6
1	AHMEDABAD DISTRICT VDNFJFN IH<,M				
1	Vatwa J8JF	534.41	0.00	534.41	Functional
2	Naroda GZM0F	362.94	0.00	362.94	Functional
3	Odhav VM-J	127.88	0.00	127.88	Functional
4	Kathwada S9JF0F	125.84	0.00	125.84	Functional
5	Kathwada Hi- Tech Park S9JF0F હાઈ ટેક પાર્ક	20.22	0.00	20.22	Planned
6	Kerala S]ZF,F	111.71	0.00	111.71	Functional
7	Dholka WM/SF	42.93	0.00	42.93	Functional
8	Viramgam IJZDUFD	42.71	0.00	42.71	Functional
9	Dhandhuka W\W]SF	40.43	0.00	40.43	Functional
10	Zone 'D' hMG c0Lc	6.42	0.00	6.42	Functional
11	Vani J6L	2.02	0.00	2.02	Functional
12	Sanand(Mini) ;F6\N sDLGLf	1.89	0.00	1.89	Functional
13	Apparel Park (Ahmedabad) V]5Z[, 5FS" sVDNFJFNf	20.41	0.00	20.41	Functional
14	Vasna Chacharwadi વાસના ચાચાવાડી	0.00	0.00	0.00	Dropped
15	Hansalpur (Becharaji) CF\;5]Z sA[RZFHLf	260.87	0.00	260.87	Dropped

Sr. No. S D G\ P	Name of the District/ Estate HL<,F q J;FCTG\  GFD	Land acquired as on 31/3/2015 #!v#vZ_!& ; WLDf\  ;\5FNLT HDLG	Land Acquired during 2015-16 Z_!&v!& NZdIFG ;\5FNLT HDLG	Land Acquired as on 31/3/2016 #!v#v!& ; WLDf\  ;\5FNLT HDLG	Status of the Estate J;FCTGL 5IZI:YIT
1	2	3	4	5	6
16	Industrial Estate Near Nano Project (Approach Road) G[GM 5 MH[S8GL GHLS V MnMIUS J;FCT	20.89	0.00	20.89	Functional
17	Kalana Transport Nagar, Nr- Nano Project કલાના ટ્રાન્સપોર્ટ નગર	0.00	0.00	0.00	Planned
18	Mandal મંડલ	398.29	0.00	398.29	Functional
19	Sanand II ** ;F6\N Z	1900.00	0.00	1900.00	Functional**
20	Sanand II (Expansion) ** ;F6\N Z s J:T'ITSZ6f	1154.94	52.00	1206.94	Planned**
<u>20</u>	District Total: S ,	5174.80	52.00	5226.80	
II	KHEDA DISTRICT B[0F IH<,M				
1	Nadiad I G OIFNv!	15.33	0.00	15.33	Functional
2	Nadiad II G OIFNvZ	19.22	0.00	19.22	Functional
3	Matar DFTZ	11.52	0.00	11.52	Functional
4	Kapadwanj S50JH	10.84	0.00	10.84	Functional
5	Thasara 9F;ZF	8.16	0.00	8.16	Functional
<u>5</u>	District Total: S ,	65.07	0.00	65.07	
III	MAHISAGAR DISTRICT મહિસાગર IH<,M				
1	Balasinor AF,FI;GMZ	25.90	0.00	25.9	Functional
<u>1</u>	District Total: S ,	25.90	0.00	25.90	
IV	ANAND DISTRICT VF6\N IH<,M				
1	V.U.Nagar JLPI PGUZ	232.81	0.00	232.81	Functional
2	Khambhat B EFT	37.83	0.00	37.83	Functional

Sr. No. S\ D G\ P	Name of the District/ Estate HL<,F q J;FCTGJ\ GFD	Land acquired as on 31/3/2015 #!v#vZ_!& ;]WLDF\ ;\5FNLT HDLG	Land Acquired during 2015-16 Z_!&v!9 NZdIFG ;\5FNLT HDLG	Land Acquired as on 31/3/2016 #!v#v!9 ;]WLDF\ ;\5FNLT HDLG	Status of the Estate J;FCTGL 5IZI:YIT
1	2	3	4	5	6
3	Borsad AMZ;N	19.03	0.00	19.03	Functional
4	Petlad 5]8,FN	11.45	0.00	11.45	Functional
5	Umreth pDZ]9	10.68	0.00	10.68	Functional
6	Sojitra ;MHL+F	10.46	0.00	10.46	Functional
7	Khambhat-Daheda B\EFTvNC[0F	0.00	0.00	0.00	Dropped
8	Khambhat-Daheda Expansion B\EFTvNC[0F sIJ:T'ITSZ6f	3614.30	0.00	3614.30	Dropped
<u>8</u>	District Total : S],	3936.56	0.00	3936.56	
V	VADODARA DISTRICT JOMNZF IH<,M				
1	Savli ;FJ,L	819.11	0.00	819.11	Functional
2	Savli Expansion ;FJ,L sIJ:T'ITSZ6f	15.29	0.00	15.29	Functional
3	P.C.C. 5LP;LP;LP	666.38	0.00	666.38	Functional
4	Makarpura DSZ5]ZF	355.07	0.00	355.07	Functional
5	Waghodia JFWM0LIF	315.94	0.00	315.94	Functional
6	Nandesari GN[;ZL	271.67	0.00	271.67	Functional
7	Por Ramangamdi 5MZ ZD6UFD0L	134.44	0.00	134.44	Functional
8	Por Ramangamdi Expansion 5MZ ZD6UFD0L sIJ:T'ITSZ6f	0.00	0.00	0.00	Planned
9	Limda ,LD0F	53.10	0.00	53.10	As is where is basis
10	Ranoli(Autonagar) Z6M,L sVM8MGUZf	41.21	0.00	41.21	Functional
11	Dabhoi 0EM.	10.87	0.00	10.87	Functional
12	Vadsar J0;Z	7.75	0.00	7.75	Functional

Sr. No. S D G P	Name of the District/ Estate HL<,F q J;FCTG)\ GFD	Land acquired as on 31/3/2015 #!v#vZ_!& ;]WLDF\ ;\5FNLT HDLG	Land Acquired during 2015-16 Z_!&v!& NZdIFG ;\5FNLT HDLG	Land Acquired as on 31/3/2016 #!v#v!& ;]WLDF\ ;\5FNLT HDLG	Status of the Estate J;FCTGL 5IZI:YIT
1	2	3	4	5	6
13	Padra Chemical પાદરા કેમ	0.00	0.00	0.00	Dropped
14	Dena-Duman-Sukhipura દેના - ડૂમાન - સુખીપુરા	0.00	0.00	0.00	Dropped
14	District Total S],	2690.83	0.00	2690.83	
VI	CHHOTAUDEPUR DISTRICT છોટાઉદેપુર IH<,M				
1	Pavi-Jetpur (Jambugam) 5FJLvH[T5]Z sHA]UFDf	0.95	0.00	0.95	Functional
2	Sankheda ;\B[0F	0.81	0.00	0.81	Functional
2	District Total S],	1.76	0.00	1.76	
VII	BHARUCH DISTRICT E~R IH<,M				
1	Dahej NC[H	4326.85	0.00	4326.85	Functional
2	Jhagadia(Chemi) h30LIF sS[DLS,f	1615.44	0.00	1615.44	Functional
3	Jhagadia(Expansion) h30LIF sIJ:T'ITSZ6f	0.00	0.00	0.00	Expansion Planned
4	Ankleshwar V\\$, [ JZ	1611.65	0.00	1611.65	Functional
5	Panoli 5FGM,L	1037.37	0.00	1037.37	Functional
6	Vilayat (Chem) IJ,FIT sS[DLS,f	1018.73	0.00	1018.73	Functional
7	Vagara Vilayat Expansion JFUZF IJ,FIT sIJ:T'ITSZ6f	2242.00	0.00	2242.00	Planned
8	Dahej (IPCL) JFUZF sVF.P5LP;LPV[,Pf	619.58	0.00	619.58	Asis where is basis
9	Dahej (GACL) NC[H sHLPV[P;LPV[,f	368.93	0.00	368.93	Asis where is basis
10	Dahej Mega Chemical NC[H D[UF S[DLS,	3453.36	0.00	3453.36	Functional
11	Dahej (Phase III) NC[H (ફેઝ III)	1498.74	0.00	1498.74	Planned
12	Dahej Housing NC[H sCFp;LUF	259.52	0.00	259.52	Planned



Sr. No. S\ D G\ P	Name of the District/ Estate HL<,F q J;FCTGJ\ GFD	Land acquired as on 31/3/2015 #!v#vZ_!& ;]WLDF\ ;\5FNLT HDLG	Land Acquired during 2015-16 Z_!&v!9 NZdIFG ;\5FNLT HDLG	Land Acquired as on 31/3/2016 #!v#v!9 ;]WLDF\ ;\5FNLT HDLG	Status of the Estate J;FCTGL 5IZI:YIT
1	2	3	4	5	6
13	Palej 5F,[H	158.21	0.00	158.21	Functional
14	Jhagadia Housing h30LIF sCFp;L\Uf	203.45	0.00	203.45	Developing
15	Atali Kelodra (HQ) V8F,L S,FNZF sCFp;L\Uf	141.35	0.00	141.35	Functional
16	Valia JF,LIF	106.22	0.00	106.22	Asis where is basis
17	Valia (Kondh) JF,LIF sSMWf	135.17	0.00	135.17	Asis where is basis
18	Bharuch E~R	82.52	0.00	82.52	Functional
19	Kanerao SG[ZFJ	72.27	0.00	72.27	Asis where is basis
20	Naldhari G,WZL	46.07	0.00	46.07	Asis where is basis
21	Valia (Water) JF,LIF sJM8Zf	23.31	0.00	23.31	Spl.Acquisition Planned.
22	Valia (Dodwada) JF,LIF s0Mg0JF0Ff	17.96	0.00	17.96	Asis where is basis
23	Nabipur GFAL5]Z	12.84	0.00	12.84	Asis where is basis
24	Pansoli 5FG;M,L	11.50	0.00	11.50	Asis where is basis
25	Pilodra 5L,]gN=F	21.18	0.00	21.18	Asis where is basis
26	Hansot CF\M8	6.14	0.00	6.14	Developing
27	Jambusar HVA];Z	2.23	0.00	2.23	Functional
28	Dungari 0\UZL	17.75	0.00	17.75	Asis where is basis
29	Dungari Expansion 0\UZL sIJ:T'ITSZ6f	0.00	0.00	0.00	Planned
30	Vagra(Mini) JFUZF sDLGLf	3.19	0.00	3.19	Functional
31	Ankleshwar(Piraman)CEPT VS,[_JZs5LZFD6f ;L.5L8L	27.44	0.00	27.44	Asis where is basis
32	Dahej Expansion-Amod Road NC[H sIJ:T'ITSZ6f	0.00	0.00	0.00	Planned
33	Chikalota- Moriyana ચીકાલોતા - મોરીયાના	0.00	0.00	0.00	Dropped

Sr. No. S\ D G\ P	Name of the District/ Estate HL<,F q J;FCTG\  GFD	Land acquired as on 31/3/2015 #!v#vZ_!& ;]WLDF\ ;\5FNLT HDLG	Land Acquired during 2015-16 Z_!&v!9 NZdIFG ;\5FNLT HDLG	Land Acquired as on 31/3/2016 #!v#v!9 ;]WLDF\ ;\5FNLT HDLG	Status of the Estate J;FCTGL 5IZI:YIT
1	2	3	4	5	6
34	Rajparadi- Bhimpore and Madhavapura રાજપારડી - ભીમપોર અને માધવપુરા	0.00	0.00	0.00	Dropped
35	Atali Housing V8F,L sCFp;L\Uf	275.25	0.00	275.25	Dropped
<u>35</u>	District Total S],	19416.22	0.00	19416.22	
VIII	NARMADA DISTRICT GD"NF IH<,M				
1	Rajpipla I ZFH5L5/Fv!	9.54	0.00	9.54	Functional
2	Rajpipla II ZFH5L5/FvZ	13.85	0.00	13.85	Functional
3	Tilakwada IT,SJF0F	10.35	0.00	10.35	Developing
4	Dediapada 0[0LIF5F0F	2.39	0.00	2.39	Functional
5	Sagbara ;FUAFZF	1.57	0.00	1.57	Functional
<u>5</u>	District Total S],	37.70	0.00	37.70	
IX	SURAT DISTRICT ;]ZT IH<,M				
1	Land of Agri. Uni. At Surat transferred to GIDC. ;]ZT BFT[ VFJ[, S'IQF I]IGJI;8L"GL HDLG HLVF.0L;LG[ TANL, SZLP	0.00	0.00	0.00	Planned
2	Ichhapore-Bhatpore .rKF5MZvEF85MZ	844.02	0.00	844.02	Functional
3	Sachin ;RLG	775.13	0.00	775.13	Functional
4	Hazira(Reliance) /HWP CHLZFsZL,Flg;fqV[RP0A<I]P5L Pf	437.50	0.00	437.50	Functional
5	Hazira Reliance Expn. for Parking CHLZF ZL,Flg; 5FSL"U	3.46	0.00	3.46	Planned
6	Pandesara 5F\0[;ZF	218.27	0.00	218.27	Functional

Sr. No. S\ D G\ P	Name of the District/ Estate HL<,F q J;FCTG\  GFD	Land acquired as on 31/3/2015 #!v#vZ_!& ;]WLDF\ ;\5FNLT HDLG	Land Acquired during 2015-16 Z_!&v!9 NZdIFG ;\5FNLT HDLG	Land Acquired as on 31/3/2016 #!v#v!9 ;]WLDF\ ;\5FNLT HDLG	Status of the Estate J;FCTGL 5IZI:YIT
1	2	3	4	5	6
7	Hazira CHLZF	127.04	0.00	127.04	Functional
8	Bardoli AFZOM,L	4.71	0.00	4.71	Functional
9	Sachin Appr.park ;RLG V[5[Z, 5FS"	57.53	0.00	57.53	Functional
10	Icchapore-Bhatpore(IOC) .rKF5MZvEF85MZ sVF.VM;Lf	40.00	0.00	40.00	Functional
11	Katargam STFZUFD	38.33	0.00	38.33	Functional
12	Hazira(GSPCL)/Icchapore- Bhatpore (GAIL) CHLZF sHLV[;5L;LV[,fq .rKF5MZvEF85MZ sHLV[VF.V[,f	37.80	0.00	37.80	Asis where is basis
13	Olpad VM,5F0	31.26	0.00	31.26	Functional
14	Gaviar-Magdalla U[JLIZvDUN<,F	15.34	0.00	15.34	Functional
15	Mahuva DC]JF	5.19	0.00	5.19	Developing
16	Khatodara B8MNZF	3.07	0.00	3.07	Functional
17	Olpad (Chem) Pinjarat VM,5F0 sS[DLS,f 5L\HZT	0.00	0.00	0.00	Planned
18	Khatodara (Diamond Park) B8MNZF s0FID\0 5FS"f	0.00	0.00	0.00	Planned
19	Hazira (SEZ) CHLZF sV[;P.Ph[0f	0.00	0.00	0.00	Planned
20	Hazira (4-Blocks) CHLZF (४ ब्लॉक्स)	0.00	0.00	0.00	Planned
21	Dolvan-Vyara OM,JGvj\FZF	0.00	0.00	0.00	Planned
22	Vadi Industrial Estate વાડી औद्योगिक એસ્ટેટ	0.00	0.00	0.00	Planned
23	Bardoli- II AFZOM,L- II	118.78	0.00	118.78	Planned
<u>23</u>	District Total S],	2757.43	0.00	2757.43	
X	TAPI DISTRICT				TF5L IH<,M

Sr. No. S D G\p	Name of the District/ Estate HL<,F q J;FCTG]\ GFD	Land acquired as on 31/3/2015 #!v#vZ_!& ;]WLDF\ ;\5FNLT HDLG	Land Acquired during 2015-16 Z_!&v!9 NZdIFG ;\5FNLT HDLG	Land Acquired as on 31/3/2016 #!v#v!9 ;]WLDF\ ;\5FNLT HDLG	Status of the Estate J;FCTGL 5IZI:YIT
1	2	3	4	5	6
1	Doswada (Songadh) OM;JF0F	5.62	0.00	5.62	Asis where is basis
2	Nizar GLhZ	165.14	0.00	165.14	Functional
3	Valod JF,MN	1.13	0.00	1.13	Asis where is basis
<u>3</u>	District Total S],	171.89	0.00	171.89	
XI	NAVSARI DISTRICT				
1	Navsari GJ;FZL	55.00	0.00	55.00	Functional
2	Bilimora AL,LDMZF	44.90	0.00	44.90	Functional
3	Unai pGF.	2.00	0.00	2.00	Functional
4	Vansiborsi JF;L AMZ;L	0.00	0.00	0.00	Dropped
5	Nimalai (Danti) GLDF,F. sNF\TLf	0.00	0.00	0.00	Dropped
6	Khergam (Chikhali) B[ZUFD sRLBF,Lf	0.00	0.00	0.00	Dropped
7	Dandi-Ozal NF\0LvVMh,	0.00	0.00	0.00	Dropped
<u>7</u>	District Total S],	101.90	0.00	101.90	
XII	VALSAD DISTRICT				
1	Vapi JF5L	1163.77	0.00	1163.77	Functional
2	Sarigam ;ZLUFD	401.30	0.00	401.30	Functional
3	Umergam pDZUFD	388.00	0.00	388.00	Functional
4	Umergam (Expansion) pDZUFD sIJ:T'ITSZ6f	0.00	0.00	0.00	Planned
5	Valsad J,;F0	106.63	0.00	106.63	Functional
6	Bhilad EL,F0	63.38	0.00	63.38	Functional
7	Dharampur-II WZD5]ZvZ	35.47	0.00	35.47	Asis where is basis

Sr. No. S\ D G\ P	Name of the District/ Estate HL<,F q J;FCTG)\ GFD	Land acquired as on 31/3/2015 #!v#vZ_!& ;]WLDF\ ;\5FNLT HDLG	Land Acquired during 2015-16 Z_!&v!9 NZdIFG ;\5FNLT HDLG	Land Acquired as on 31/3/2016 #!v#v!9 ;]WLDF\ ;\5FNLT HDLG	Status of the Estate J;FCTGL 5IZI:YIT
1	2	3	4	5	6
8	Pardi 5FZ0L	22.74	0.00	22.74	Functional
9	Dungra(Garment Zone) 0)\UZF sUFZD[g8 hMGf	9.23	0.00	9.23	Functional
10	Kalgam-Maroli S,UFDvDZM,L	21.89	0.00	21.89	Dropped
11	Kalgam-Maroli (Expansion) S,UFDvDZM,L sIJ:T'ITSZ6f	0.00	0.00	0.00	Dropped
12	Vapi-Autonagar JF5L sVM8MGUZf	0.00	0.00	0.00	Expansion Planned
13	Varoli (Water Supply) JZM,L sJM8Z ;%,FI	0.00	0.00	0.00	Spl.Acquisition Planned.
14	Vapi Textile Park JF5L 8[18F., 5FS"	0.00	0.00	0.00	Planned
15	Vapi Textile Park - 2 JF5L 8[18F., 5FS"vZ	0.00	0.00	0.00	Planned
16	Khatalvada BF8F,JF0F	0.00	0.00	0.00	Dropped
<u>16</u>	District Total S],	2212.41	0.00	2212.41	
XIII	DANGS DISTRICT				
1	Pimpri 5L5ZL	7.68	0.00	7.68	Estate.dropped earlier.
<u>1</u>	District Total S],	7.68	0.00	7.68	
XIV	GANDHINAGAR DISTRICT				
1	Gandhinagar-II UFWLGUZvZ	239.08	0.00	239.08	Functional
2	Establishment of SEZ adjoining to G'nager Electronics Estate. UFWLGUZ .,[8=MIGS J;FCTDF\ ;[h G)\ HM0F6P	7.31	0.00	7.31	Functional
3	Gandhinagar-I UFWLGUZv!	30.35	0.00	30.35	Functional
4	Bhat EF8	28.39	0.00	28.39	Functional

Sr. No. S\ D G\ P	Name of the District/ Estate HL<,F q J;FCTG)\ GFD	Land acquired as on 31/3/2015 #!v#vZ_!& ;]WLDF\ ;\5FNLT HDLG	Land Acquired during 2015-16 Z_!&v!9 NZdIFG ;\5FNLT HDLG	Land Acquired as on 31/3/2016 #!v#v!9 ;]WLDF\ ;\5FNLT HDLG	Status of the Estate J;FCTGL 5IZI:YIT
1	2	3	4	5	6
5	IFFCO HOUSING .OSM sCFp;L\Uf	22.00	0.00	22.00	Asis where is basis
6	Mansa DF6;F	16.71	0.00	16.71	Functional
7	Dehgam NC[UFD	17.37	0.00	17.37	Functional
8	Chiloda IR,M0F	22.18	0.00	22.18	Developing
9	Bhat International Convention & Exhibition Centre	45.28	0.00	45.28	Estate dropped
10	Gandhinagar I.T. Park UF\WLGUZ	22.26	0.00	22.26	Developing
11	Santej ;F\T[H	0.00	0.00	0.00	Planned
12	Sinholi, Dhanap and Mahudhara સીન્હોલી, ધનપ, મહુધારા	0.00	0	0	Planned
13	Tintoda તીનતોળા	0.00	0	0	Planned
14	Chhatral	195.77	0.00	195.77	Functional
15	IFFCO	97.00	0.00	97.00	Asis where is basis
16	Kalol	61.49	0.00	61.49	Functional
<b>13</b>	<b>District Total S],</b>	<b>805.19</b>	<b>0.00</b>	<b>805.19</b>	
XV	PATAN DISTRICT 5F86 IH<,M				
1	Sidhpur I;wW5]Z	41.99	0.00	41.99	Functional
2	Radhanpur ZFWG5]Z	38.87	0.00	38.87	Functional
3	Lanva (Ch) ,6JF sS[DLS,f	12.01	0.00	12.01	Functional

Sr. No. S D G P	Name of the District/ Estate HL<,F q J;FCTG)\ GFD	Land acquired as on 31/3/2015 #!v#vZ_!& ;]WLDF\ ;\5FNLT HDLG	Land Acquired during 2015-16 Z_!&v!9 NZdIFG ;\5FNLT HDLG	Land Acquired as on 31/3/2016 #!v#v!9 ;]WLDF\ ;\5FNLT HDLG	Status of the Estate J;FCTGL 5IZI:YIT
1	2	3	4	5	6
4	Chanasma RF6:DF	18.73	0.00	18.73	Functional
5	Patan 5F86	6.03	0.00	6.03	Functional
6	Balisana AF,L;6F	6.29	0.00	6.29	Functional
7	Kamboi (Patan) 5F86	0.00	0.00	0.00	Dropped
8	Santalpur ;F\T,5]Z	0.00	0.00	0.00	Dropped
<u>8</u>	* District Total * S],	123.92	0.00	123.92	
XVI	<b>MEHSANA DISTRICT</b>				
1	Mehsana-II DC];F6FvZ	123.82	0.00	123.82	Functional
2	Kadi S0L	81.68	0.00	81.68	Functional
3	Gozaria UMhFZLIF	64.00	0.00	64.00	Functional
4	Mehsana-I DC];F6Fv!	47.05	0.00	47.05	Functional
5	Ranasan Z6F;6	40.02	0.00	40.02	Functional
6	Kheralu B[Zf,]	13.36	0.00	13.36	Functional
7	Visnagar IJ;GUZ	15.47	0.00	15.47	Functional
8	Kukarwada S]SZJF0F	7.28	0.00	7.28	Functional
9	Jantral H\+F,	6.55	0.00	6.55	Estate.dropped earlier.
10	Aithor V{9MZ	47.00	0.00	47.00	Developing
11	Becharaji (Kalri) A[RZFHL sSF,ZLf	0.00	0.00	0.00	Dropped
15	Fuletra ફુલેટ્રા	0.00	0.00	0.00	Dropped
<u>15</u>	* District Total * S],	446.23	0.00	446.23	
XVII	<b>BANASKANTHA DISTRICT</b>				
1	Chandisar R\0L;Z	80.74	0.00	80.74	Functional

Sr. No. S\ D G\ P	Name of the District/ Estate HL<,F q J;FCTG\  GFD	Land acquired as on 31/3/2015 #!v#vZ_!& ; WLDf\  ;\5FNLT HDLG	Land Acquired during 2015-16 Z_!&v!& NZdIFG ;\5FNLT HDLG	Land Acquired as on 31/3/2016 #!v#v!& ; WLDf\  ;\5FNLT HDLG	Status of the Estate J;FCTGL 5IZI:YIT
1	2	3	4	5	6
2	Deodar NLIMNZ	17.64	0.00	17.64	Functional
3	Deesa OL;F	11.77	0.00	11.77	Functional
4	Palanpur 5F,G5 Z	7.58	0.00	7.58	Functional
5	Ambaji - I V\AFHLv!	6.54	0.00	6.54	Functional
6	Sihori (Kankrej) IXCMZL sSF\SZ Hf	1.64	0.00	1.64	Functional
7	Ambaji-II V\AFHLvZ	0.00	0.00	0.00	Planned
8	Vadgam (Zalotra) JOUFD sh,M+Ff	0.00	0.00	0.00	Planned
<u>8</u>	* District Total * S ,	125.91	0.00	125.91	
XVIII	SABARKANTHA DISTRICT				
1	Talod T,MN	25.96	0.00	25.96	Functional
2	Himatnagar ICDTGUZ	25.48	0.00	25.48	Functional
3	Idar .OZ	2.73	0.00	2.73	Functional
4	Vadali JOF,L	0.00	0.00	0.00	Planned
5	Vaghapur JF3F5 Z	0.00	0.00	0.00	Dropped
<u>5</u>	* District Total * S ,	54.17	0.00	54.17	
XIX	ARAVALI DISTRICT અરાવલ્લી IH<,M				
1	Modasa DMOF;F	19.14	0.00	19.14	Functional
2	Malpur DF,5 Z	1.00	0.00	1.00	Functional
3	Shinavada શીનાવડા	0.00	0.00	0.00	Planned
4	Wankaner (Bhiloda) JF\SFG[Z sEL,M0Ff	15.15	0.00	15.15	Functional
<u>4</u>	* District Total * S ,	35.29	0.00	35.29	



Sr. No. S D G\P	Name of the District/ Estate HL<,F q J;FCTGJ\ GFD	Land acquired as on 31/3/2015 #!v#vZ_!& ;JWLDF\ ;\5FNLT HDLG	Land Acquired during 2015-16 Z_!&v!9 NZdIFG ;\5FNLT HDLG	Land Acquired as on 31/3/2016 #!v#v!9 ;JWLDF\ ;\5FNLT HDLG	Status of the Estate J;FCTGL 5IZI:YIT
1	2	3	4	5	6
XX	PANCHMAHAL DISTRICT 5\RDCF, IH<,M				
1	Halol CF,M,	461.00	0.00	461.00	Functional
2	Halol-2 CF,M,	531.00	0.00	531.00	Functional
3	Kalol SF,M,	71.08	0.00	71.08	Functional
4	Godhra UMWZF	19.63	0.00	19.63	Functional
5	Godhra Expansion UMWZF IJ:T'ITSZ6	0.00	0.00	0.00	Expansion Planned
6	Shahera XC[ZF	4.08	0.00	4.08	Asis where is basis
7	Jambughoda HFAJWMOF	1.14	0.00	1.14	Functional
7	* District Total * S],	1087.93	0.00	1087.93	
XXI	DAHOD DISTRICT NFCMN IH<,M				
1	Dahod - II NFCMNv!	170.00	0.00	170.00	Functional
2	Devgadhbaria N[JU-AFZLIF	6.07	0.00	6.07	Functional
3	Dahod - I NFCMNv!	3.99	0.00	3.99	Functional
3	* District Total * S],	180.06	0.00	180.06	
XXII	SURENDRANAGAR DISTRICT ;]Z[gN=GUZ IH<,M				
1	Surendranagar ;]Z[gN=GUZ	156.03	0.00	156.03	Functional
2	Surendranagar (Expansion) ;]Z[gN=GUZ sIJ:T'ITSZ6f	0.00	0.00	0.00	Dropped
3	Bamanbore AFD6AMZ	41.05	0.00	41.05	Functional
4	Dhrangadhra W FUW F	11.50	0.00	11.50	Functional
5	Limbdi ,LVA0L	19.62	0.00	19.62	Functional

Sr. No. S\ D G\ P	Name of the District/ Estate HL<,F q J;FCTG\  GFD	Land acquired as on 31/3/2015 #!v#vZ_!& ;]WLDF\ ;\5FNLT HDLG	Land Acquired during 2015-16 Z_!&v!9 NZdIFG ;\5FNLT HDLG	Land Acquired as on 31/3/2016 #!v#v!9 ;]WLDF\ ;\5FNLT HDLG	Status of the Estate J;FCTGL 5IZI:YIT
1	2	3	4	5	6
6	Thangadh YFGU-	10.54	0.00	10.54	Functional
7	Lakhtar ,BTZ	3.82	0.00	3.82	Functional
8	Chotila RM8L,F	1.62	0.00	1.62	Functional
9	Sayla ;FI,F	1.00	0.00	1.00	Functional
10	Limbdi Textile Park ,LVA0L 8[18F., 5FS"	0.00	0.00	0.00	Planned
11	Limbdi Pharmaceutical Park ,LD0L OFDF":I]8LS, 5FS"	0.00	0.00	0.00	Planned
11	* District Total * S\,	245.18	0.00	245.18	
XXIII	RAJKOT DISTRICT ZFHSM8 IH<,M				
1	Lodhika ,MWLSF	424.12	0.00	424.12	Functional
2	Aji VFHL	83.94	0.00	83.94	Functional
3	Kuwadva SIJ0JF	53.07	0.00	53.07	Functional
4	Gondal - I UM\0,v!	13.25	0.00	13.25	Functional
5	Dhoraji WMZFHL	22.31	0.00	22.31	Functional
6	Gondal - II UM\0,vZ	37.26	0.00	37.26	Functional
7	Jetpur HIT5]Z	10.42	0.00	10.42	Functional
8	Bhaktinagar EISTGUZ	8.83	0.00	8.83	Functional
9	Jasdan H;N6	6.20	0.00	6.20	Functional
10	Upleta p5,[8F	5.23	0.00	5.23	Functional
11	Paddhari 50WZL	1.00	0.00	1.00	Functional
12	Kotda-Sangani SM80F ;F\UF6L	0.89	0.00	0.89	Functional
13	Pardi 5FZ0L	0.00	0.00	0.00	Planned

Sr. No. S D G P	Name of the District/ Estate HL<,F q J;FCTGJ\ GFD	Land acquired as on 31/3/2015 #!v#vZ_!& ;JWLDF\ ;\5FNLT HDLG	Land Acquired during 2015-16 Z_!&v!9 NZdIFG ;\5FNLT HDLG	Land Acquired as on 31/3/2016 #!v#v!9 ;JWLDF\ ;\5FNLT HDLG	Status of the Estate J;FCTGL 5IZI:YIT
1	2	3	4	5	6
14	Kangasiyali(Hou) SFU;LIF,L sCFp;L\Uf	0.00	0.00	0.00	Planned
15	Auto Ancolery Park Near Rajkot-Village Devagam Khirasara	0.00	0.00	0.00	Planned
16	Chhattar-Mitana KTFZvIDTGF	0.00	0.00	0.00	Planned
<u>16</u>	* District Total * S],	666.52	0.00	666.52	
XXIV	MORBI DISTRICT DMZAL IH<,M				
1	Wankaner-II (Vaghasia) JF\SFG[ZvZ sJU;LIFf	23.25	0.00	23.25	Functional
2	Rafaleshwar (Morbi - II) ZOF/[ JZ sDMZALvZf	40.23	0.00	40.23	Functional
3	Wankaner JF\SFG[Z	19.67	0.00	19.67	Functional
4	Morbi DMZAL	8.08	0.00	8.08	Functional
5	Malia (Mota Dahisara) DF,LIF sDM8F NCL\;Zff	1.23	0.00	1.23	Functional
6	Halvad C/JN	10.00	0.00	10.00	Functional
<u>6</u>	* District Total * S],	102.46	0.00	102.46	
XXV	BHAVNAGAR DISTRICT EFJGUZ IH<,M				
1	Chitra IR+F	174.71	0.00	174.71	Functional
2	Vartej JZT[H	73.58	0.00	73.58	Functional
3	Alang V,\U	36.37	0.00	36.37	Estate.dropped earlier.
4	Shihor - I IXCMZv!	12.45	0.00	12.45	Functional

Sr. No. S\ D G\ P	Name of the District/ Estate HL<,F q J;FCTGJ\ GFD	Land acquired as on 31/3/2015 #!v#vZ_!& ;JWLDF\ ;\5FNLT HDLG	Land Acquired during 2015-16 Z_!&v!9 NZdIFG ;\5FNLT HDLG	Land Acquired as on 31/3/2016 #!v#v!9 ;JWLDF\ ;\5FNLT HDLG	Status of the Estate J;FCTGL 5IZI:YIT
1	2	3	4	5	6
5	Mahuva DC]JF	18.21	0.00	18.21	Functional
6	Palitana 5F,LTF6F	14.48	0.00	14.48	Functional
7	Shihor - II IXCMZvZ	18.71	0.00	18.71	Functional
8	Vithalwadi IJ9',JF0L	9.19	0.00	9.19	Functional
9	Vallabhipur J<,EL5]Z	0.75	0.00	0.75	Functional
10	Ghogha-Navaratanpur-Kodiyak 3M3FvGJZtG5]ZvSM0LIFZ	0.00	0.00	0.00	Planned
<u>10</u>	* District Total * S],	358.45	0.00	358.45	
XXVI	BOTAD DISTRICT ભોટાદ IH<,M				
1	Botad AM8FN	6.00	0.00	6.00	Functional
2	Dhasa (Gadhada) -;F sU-0Ff	0.93	0.00	0.93	Functional
<u>2</u>	* District Total * S],	6.93	0.00	6.93	
XXVII	AMRELI DISTRICT વડોદરા IH<,M				
1	Amreli VDZ[,L	14.15	0.00	14.15	Functional
2	Damnagar NFDGUZ	14.81	0.00	14.81	Functional
3	Babra AFAZF	17.33	0.00	17.33	Functional
4	Babra (Diamond) AFAZF s0FID\0f	10.00	0.00	10.00	Functional
5	Rajula ZFH],F	3.92	0.00	3.92	Functional
6	Liliya ,L,LIF	2.00	0.00	2.00	Functional
7	Jafrabad HFOZFAN	1.00	0.00	1.00	Functional

Sr. No. S\ D G\ P	Name of the District/ Estate HL<,F q J;FCTG\  GFD	Land acquired as on 31/3/2015 #!v#vZ_!& ; WLDF\ ;\5FNLT HDLG	Land Acquired during 2015-16 Z_!&v!9 NZdIFG ;\5FNLT HDLG	Land Acquired as on 31/3/2016 #!v#v!9 ; WLDF\ ;\5FNLT HDLG	Status of the Estate J;FCTGL 5IZI:YIT
1	2	3	4	5	6
8	Savarkundla ;FJZS\ 0,F	0.00	0.00	0.00	Planned
9	Amreli II VDZ[,LvZ	0.00	0.00	0.00	Dropped
10	Pipavav 5L5JFJ	0.00	0.00	0.00	Dropped
10	* District Total * S],	63.21	0.00	63.21	
XXVIII	JUNAGADH DISTRICT H\ GFU- IH<,M				
1	Junagadh - II H\ GFU-vZ	85.89	0.00	85.89	Functional
2	Junagadh - I H\ GFU-v!	14.29	0.00	14.29	Functional
3	Sil XL,	12.00	0.00	12.00	Functional
4	Visavadar IJ;FJNZ	1.00	0.00	1.00	Functional
4	* District Total * S],	113.18	0.00	113.18	
XXIX	GIR SOMNATH DISTRICT ગીર સોમનાથ IH<,M				
1	Sutrapada ; +F5F0F	173.07	0.00	173.07	Asis where is basis
2	Veraval J[ZFJ/	56.56	0.00	56.56	Functional
2	* District Total * S],	229.63	0.00	229.63	
XXX	PORBANDAR DISTRICT 5MZA\ NZ IH<,M				
1	Porbandar 5MZA\ NZ	200.68	0.00	200.68	Functional
2	Vanana JGF6F	54.84	0.00	54.84	Functional
3	Miyani DLIF6L	20.00	0.00	20.00	Functional
3	* District Total * S],	275.52	0.00	275.52	

Sr. No. S\ D G\ P	Name of the District/ Estate HL<,F q J;FCTGJ\ GFD	Land acquired as on 31/3/2015 #!v#vZ_!& ;JWLDF\ ;\5FNLT HDLG	Land Acquired during 2015-16 Z_!&v!9 NZdIFG ;\5FNLT HDLG	Land Acquired as on 31/3/2016 #!v#v!9 ;JWLDF\ ;\5FNLT HDLG	Status of the Estate J;FCTGL 5IZI:YIT
1	2	3	4	5	6
XXXI	JAMNAGAR DISTRICT HFDGUZ IH<,M				
1	Jamnagar - II HFDGUZvZ	295.56	0.00	295.56	Functional
2	Jamnagar - II (Expansion) HFDGUZvZ s\J:T'ITSZ6f	0.00	0.00	0.00	Expansion Planned
3	Jamnagar - I HFDGUZv!	50.59	0.00	50.59	Functional
4	Jamkhamhalia HFDB\EF/LIF	7.97	0.00	7.97	Functional
5	Dhrol (Mini) W M, sDLGLf	1.00	0.00	1.00	Functional
6	Jamjodhpur HFDHMW5]Z	0.00	0.00	0.00	Planned
7	Kalawad કલલવડ	31	0	31	Developing
7	* District Total * S],	386.12	0.00	386.12	
XXXII	DEVBHUMI DWARKA DISTRICT દેવભૂમિ ઢારકા IH<,M				
1	Arambhada VFZ\E0F	22.20	0.00	22.20	Functional
2	Bhanvad EF6J0	3.33	0.00	3.33	Functional
3	Bhatia (Kalyanpur) EF8LIF sS<IF65]Zf	1.00	0.00	1.00	Functional
4	Jamkhamhalia - II HFDB\EF/LIFvZ	0.00	0.00	0.00	Planned
4	* District Total * S],	26.53	0.00	26.53	
XXXIII	KUTCH DISTRICT SrK IH<,M				
1	Mithi Rohar DL9L ZMCZ	171.99	0.00	171.99	Functional
2	Mithi Rohar (Expansion) DL9L ZMCZ s\J:T'ITSZ6f	1.59	0.00	1.59	Expansion Planned

Sr. No. S D G P	Name of the District/ Estate HL<,F q J;FCTG)\ GFD	Land acquired as on 31/3/2015 #!v#vZ_!& ;]WLDF\ ;\5FNLT HDLG	Land Acquired during 2015-16 Z_!&v!9 NZdIFG ;\5FNLT HDLG	Land Acquired as on 31/3/2016 #!v#v!9 ;]WLDF\ ;\5FNLT HDLG	Status of the Estate J;FCTGL 5IZI:YIT
1	2	3	4	5	6
3	Dhrub W A	44.92	0.00	44.92	Functional
4	Anjar V\HFZ	22.73	0.00	22.73	Functional
5	Mandvi DF\0JL	19.94	0.00	19.94	Functional
6	Bhuj E H	19.50	0.00	19.50	Functional
7	Rapar (Makhel) ZF5Z sDFB[,f	8.66	0.00	8.66	Functional
8	Gandhidham - I UFWLWFDv!	10.66	0.00	10.66	Functional
9	Bhuj-II (Nagor) E HvZ sGFUMZf	6.47	0.00	6.47	Functional
10	Nakhatrana GB+F6F	4.48	0.00	4.48	Functional
11	Madhapur DFWF5Z	2.12	0.00	2.12	Functional
12	Mundra (Mini) D]gN=F sDLGLf	1.36	0.00	1.36	Functional
13	Lakhapat ,B5T	0.00	0.00	0.00	Planned
14	Abdasa VA0F;F	0.00	0.00	0.00	Planned
15	Anjar-II V\HFZ	0.00	0.00	0.00	Planned
16	Moti Chirai Expansion	0.00	0.00		Expansion Planned
<u>16</u>	* District Total * S],	314.42	0.00	314.42	
294	* GRAND TOTAL * S], ;ZJF/M	42247.00	52.00	42299.00	

Note: \*\* Annual Report Year 2014-15 closing Total land is 41984.61, however due to separation of Sanand -II 1900 hect. land and Sanand -II (Expantion) 1029 hect. land in above stated report the total land acquisition of opening balance is 42002.28

## STATEMENT NO. 4

Estatewise Land Development, Shed and Housing Quarters Construction for the year 2016-2017

5+S v \$

J;FCTJFZ HDLG IJSF; X[0 VG ZC[6FIS VFJF;MG]\ AFWSFD

Sr. No.	Name of the District/ Estate IH<,FqJ;FCTG]\ GFD	LAND DEVELOPMENT HDLG IJSF; s,FB RMPDLPf			SHED CONSTRUCTION (No.) X[0 aFF\wFSFD sGPf			HOUSING QUARTERS CONSTRUCTION (NO.) ZC[6FIS OF/jF6L sgFPf		
		Cumulative position as on 31-03-2016 #!v#v!& ;]wFLGL FIZLWFTL	During 2016-17 Z_!&v!& NZdIFG	Cumulative position as on 31-3-2017 #!v#v!& ;]wFLGL FIZLWFTL	Cumulative position as on 31-03-2016 #!v#v!& ;]wFLGL FIZLWFTL	During 2016-17 Z_!&v!& NZdIFG	Cumulative position as on 31-3-2017 #!v#v!& ;]wFLGL FIZLWFTL	Cumulative position as on 31-3-2016 #!v#v!& ;]wFLGL FIZLWFTL	During 2016-17 Z_!&v!& NZdIFG	Cumulative position as on 31-3-2017 #!v#v!& ;]wFLGL FIZLWFTL
1	2	3a	3b	3c	4a	4b	4c	5a	5b	5c
I	AHMEDABAD DISTRICT VDNFJFN IH<,M									
1	Vatwa J8JF	53.44	0.00	53.44	754	0	754	26	0	26
2	Naroda GZM0F	34.78	0.00	34.78	427	0	427	538	0	538
3	Odhav VM-J	11.76	0.00	11.76	525	0	525	370	0	370
4	Kathwada S9JF0F	12.58	0.00	12.58	0	0	0	4	0	4
5	Kerala SJZF,F	9.73	0.00	9.73	82	0	82	0	0	0
6	Dholka WM/SF	4.14	0.00	4.14	16	0	16	0	0	0
7	Viramgam IJZDUFD	4.03	0.00	4.03	20	0	20	0	0	0
8	Dhandhuka W\W]SF	4.04	0.00	4.04	10	0	10	0	0	0
9	Zone 'D' hMG c0Lc	0.64	0.00	0.64	0	0	0	0	0	0
10	Vani J6L	0.20	0.00	0.20	0	0	0	48	0	48
11	Sanand(Mini) :F6\N sDLGLf	0.19	0.00	0.19	7	0	7	0	0	0
12	Apparel Park, Ahmedabad V[5[Z, 5FS" VDNFJFN	1.99	0.00	1.99	0	0	0	0	0	0
13	Sanand II (BoI) :F6\N (α)α	203.80	0.00	203.80	0	0	0	0	0	0
14	Mandal μίςα	12.00	0.00	12.00	0	0	0	0	0	0
	* District Total: * S],	353.33	0.00	353.33	1841	0	1841	986	0	986
II	KHEDA DISTRICT B[0F IH<,M									
1	Nadiad I GIOIFNv!	1.53	0.00	1.53	76	0	76	0	0	0
2	Nadiad II GIOIFNvZ	1.27	0.00	1.27	0	0	0	0	0	0
3	Balasinor AF,F;GMZ	2.59	0.00	2.59	22	0	22	0	0	0
4	Matar DFTZ	1.15	0.00	1.15	0	0	0	0	0	0
5	Kapadwanj S50J\H	1.08	0.00	1.08	7	0	7	0	0	0



Sr. No.	Name of the District/ Estate IH<,FqJ;FCTGJ] GFD	LAND DEVELOPMENT HDLG IJSF; s,FB RMPDLPf			SHED CONSTRUCTION (No.) X[0 aFF\wFSFD sGPf			HOUSING QUARTERS CONSTRUCTION (NO.) ZC[6F\S OF/jF6L sgFPf		
		Cumulative position as on 31-03-2016 #lv#v!& ;]wFLGL 5IZlwFTI	During 2016-17 Z_!&v!9 NZdIFG	Cumulative position as on 31-3-2017 #lv#v!9 ;]wFLGL 5IZlwFTI	Cumulative position as on 31-03-2016 #lv#v!& ;]wFLGL 5IZlwFTI	During 2016-17 Z_!&v!9 NZdIFG	Cumulative position as on 31-3-2017 #lv#v!9 ;]wFLGL 5IZlwFTI	Cumulative position as on 31-3-2016 #lv#v!& ;]wFLGL 5IZlwFTI	During 2016-17 Z_!&v!9 NZdIFG	Cumulative position as on 31-3-2017 #lv#v!9 ;]wFLGL 5IZl:yFTL
1	2	3a	3b	3c	4a	4b	4c	5a	5b	5c
6	Thasara 9F;ZF	0.82	0.00	0.82	5	0	5	0	0	0
	* District Total: * S],	8.45	0.00	8.45	110	0	110	0	0	0
III	<b>ANAND DISTRICT VF6W IH&lt;,M</b>									
1	V.U.Nagar JLPIJPGUZ	23.28	0.00	23.28	207	0	207	202	0	202
2	Khambhat B\EFT	3.78	0.00	3.78	25	0	25	0	0	0
3	Borsad AMZ;N	1.90	0.00	1.90	16	0	16	0	0	0
4	Petlad 5[8, FN	1.15	0.00	1.15	0	0	0	0	0	0
5	Umreth pDZ[9	1.07	0.00	1.07	0	0	0	0	0	0
6	Sojitra ;MHL+F	1.05	0.00	1.05	0	0	0	0	0	0
	* District Total: * S],	32.23	0.00	32.23	248	0	248	202	0	202
IV	<b>VADADORA DISTRICT JOMNZF IH&lt;,M</b>									
1	Savli (Gen) ;FJ,L sHGZ,f	80.90	0.00	80.90	0	0	0	0	0	0
2	Savli (EPIP) ;FJ,L s.5LVF.5Lf	0.70	0.00	0.70	0	0	0	0	0	0
3	P.C.C. 5LP;LP;LP	66.62	0.00	66.62	0	0	0	270	0	270
4	Makarpura DSZ5ZF	32.19	0.00	32.19	685	0	685	630	0	630
5	Waghodia JFWM0LIF	31.59	0.00	31.59	185	0	185	48	0	48
6	Nandesari G\N];ZL	21.43	0.00	21.43	157	0	157	254	0	254
7	Por Ramangamdi 5MZ ZD6UFD0L	10.05	0.00	10.05	160	0	160	60	0	60
8	Limbda .LVA0	0.00	0.00	0.00	0	0	0	0	0	0
9	Ranoli(Autonagar) Z6M,L sVM8MGUZf	3.07	0.00	3.07	30	0	30	0	0	0
10	Dabhoi 0EM.	0.88	0.00	0.88	24	0	24	0	0	0
11	Vadsar	0.00	0.00	0.00	0	0	0	0	0	0
12	PaviJetpur(Jambugam) 5FJLvH[T5]Z sHA]UFDf	0.06	0.00	0.06	6	0	6	0	0	0
13	Sankheda .B[0F	0.07	0.00	0.07	12	0	12	0	0	0
	* District Total: * S],	247.55	0.00	247.55	1259	0	1259	1262	0	1262

Sr. No.	Name of the District/ Estate IH<,FqJ;FCTG] GFD	LAND DEVELOPMENT HDLG IJSF; s,FB RMPDLPf			SHED CONSTRUCTION (No.) X[0 aFF\wFSFD sGPf			HOUSING QUARTERS CONSTRUCTION (NO.) ZC[6F\S OF/jF6L sgF\Pf		
		Cumulative position as on 31-03-2016 #!v#v!& ;]wFLGL 5IZlwFTI	During 2016-17 Z_!&v!9 NZdIFG	Cumulative position as on 31-3-2017 #!v#v!9 ;]wFLGL 5IZlwFTI	Cumulative position as on 31-03-2016 #!v#v!& ;]wFLGL 5IZlwFTI	During 2016-17 Z_!&v!9 NZdIFG	Cumulative position as on 31-3-2017 #!v#v!9 ;]wFLGL 5IZlwFTI	Cumulative position as on 31-3-2016 #!v#v!& ;]wFLGL 5IZlwFTI	During 2016-17 Z_!&v!9 NZdIFG	Cumulative position as on 31-3-2017 #!v#v!9 ;]wFLGL 5IZlwFTI
1	2	3a	3b	3c	4a	4b	4c	5a	5b	5c
<b>V</b>	<b>BHARUCH DISTRICT E-R IH&lt;,M</b>									
1	Dahej NC[H	915.87	0.00	<b>915.87</b>	0	0	<b>0</b>	0	0	<b>0</b>
2	Dahej (Vagra IPCL) (JFUZF VF.P5LP;LPV[,Pf	60.00	0.00	<b>60.00</b>	0	0	<b>0</b>	0	0	<b>0</b>
3	Dahej (GACL) NC[H sHLPV[P;LPV[,f	0.00	0.00	<b>0.00</b>	0	0	<b>0</b>	0	0	<b>0</b>
4	Dahej Mega Chemical NC[H D[UF S[DLS,	20.00	0.00	<b>20.00</b>	0	0	<b>0</b>	0	0	<b>0</b>
5	Jhagadia(Chemi) h30LIF sS[DLS,f	160.00	0.00	<b>160.00</b>	0	0	<b>0</b>	0	0	<b>0</b>
6	Jhagadia Housing h30LIF sCFp;LUf	0.00	0.00	<b>0.00</b>	0	0	<b>0</b>	0	0	<b>0</b>
7	Ankleshwar VS,[JZ	153.16	0.00	<b>153.16</b>	677	0	<b>677</b>	2605	0	<b>2605</b>
8	Ankleshwar(Piraman)CEPT VS,[JZs5LZFD6f ;L.5L8L	0.00	0.00	<b>0.00</b>	230	0	<b>230</b>	0	0	<b>0</b>
9	Panoli 5FGM,L	103.74	0.00	<b>103.74</b>	0	0	<b>0</b>	204	0	<b>204</b>
10	Vilayat (Chem) IJ,FIT sS[DLS,f	101.60	0.00	<b>101.60</b>	0	0	<b>0</b>	0	0	<b>0</b>
11	Palej 5F,[H	15.52	0.00	<b>15.52</b>	30	0	<b>30</b>	0	0	<b>0</b>
12	Atali Kelodra (HQ) V8F,L S,FNZF sCFp;LUf	14.14	0.00	<b>14.14</b>	0	0	<b>0</b>	0	0	<b>0</b>
13	Valia JF,LIF	10.62	0.00	<b>10.62</b>	0	0	<b>0</b>	0	0	<b>0</b>
14	Valia (Kondh) JF,LIF sSMWf	13.52	0.00	<b>13.52</b>	0	0	<b>0</b>	0	0	<b>0</b>
15	Valia (Water) JF,LIF sJM8Zf	2.33	0.00	<b>2.33</b>	0	0	<b>0</b>	0	0	<b>0</b>
16	Valia (Dodwada) JF,LIF s0Mg0JF0Ff	1.80	0.00	<b>1.80</b>	0	0	<b>0</b>	0	0	<b>0</b>
17	Vagra(Mini) JFUZF sDLGLf	0.15	0.00	<b>0.15</b>	7	0	<b>7</b>	0	0	<b>0</b>
18	Bharuch E-R	8.25	0.00	<b>8.25</b>	114	0	<b>114</b>	96	0	<b>96</b>
19	Kanerao SG[ZFJ	7.23	0.00	<b>7.23</b>	0	0	<b>0</b>	0	0	<b>0</b>
20	Naldhari G,WZL	2.75	0.00	<b>2.75</b>	0	0	<b>0</b>	0	0	<b>0</b>
21	Nabipur GFAL5]Z	1.28	0.00	<b>1.28</b>	0	0	<b>0</b>	0	0	<b>0</b>
22	Pansoli 5FG;M,L	0.00	0.00	<b>0.00</b>	0	0	<b>0</b>	0	0	<b>0</b>
23	Pilodra 5L,]gN=F	0.00	0.00	<b>0.00</b>	0	0	<b>0</b>	0	0	<b>0</b>
24	Hansot CF;M8	0.00	0.00	<b>0.00</b>	0	0	<b>0</b>	0	0	<b>0</b>
25	Jambusar HA];Z	0.22	0.00	<b>0.22</b>	7	0	<b>7</b>	0	0	<b>0</b>

Sr. No.	Name of the District/ Estate IH<,FqJ;FCTG] GFD	LAND DEVELOPMENT HDLG IJSF; s,FB RMPDLPf			SHED CONSTRUCTION (No.) X[0 aFF\wFSFD sGPf			HOUSING QUARTERS CONSTRUCTION (NO.) ZC[6F\S OF/jf6L sgF\Pf		
		Cumulative position as on 31-03-2016 #!v#v!& ;]wFLGL 5IzI:yFTL	During 2016-17 Z_!&v!9 NZdIFG	Cumulative position as on 31-3-2017 #!v#v!9 ;]wFLGL 5IzI:yFTL	Cumulative position as on 31-03-2016 #!v#v!& ;]wFLGL 5IzI:yFTL	During 2016-17 Z_!&v!9 NZdIFG	Cumulative position as on 31-3-2017 #!v#v!9 ;]wFLGL 5IzI:yFTL	Cumulative position as on 31-03-2016 #!v#v!& ;]wFLGL 5IzI:yFTL	During 2016-17 Z_!&v!9 NZdIFG	Cumulative position as on 31-3-2017 #!v#v!9 ;]wFLGL 5IzI:yFTL
1	2	3a	3b	3c	4a	4b	4c	5a	5b	5c
26	Dungari 0]UzL	1.78	0.00	1.78	0	0	0	0	0	0
	<b>* District Total: * S],</b>	<b>1593.96</b>	<b>0.00</b>	<b>1593.96</b>	<b>1065</b>	<b>0</b>	<b>1065</b>	<b>2905</b>	<b>0</b>	<b>2905</b>
<b>VI</b>	<b>NARMADA DISTRICT GD"NF IH&lt;,M</b>									
1	Rajpipla I ZFH5L5/Fv!	0.95	0.00	0.95	8	0	8	0	0	0
2	Rajpipla II ZFH5L5/FvZ	1.39	0.00	1.39	0	0	0	0	0	0
3	Tilakwada IT,SJF0F	1.04	0.00	1.04	0	0	0	0	0	0
4	Dediapada 0]OLIF5F0F	0.15	0.00	0.15	0	0	0	0	0	0
5	Sagbara ;FUAFZF	0.16	0.00	0.16	0	0	0	0	0	0
	<b>* District Total: * S],</b>	<b>3.68</b>	<b>0.00</b>	<b>3.68</b>	<b>8</b>	<b>0</b>	<b>8</b>	<b>0</b>	<b>0</b>	<b>0</b>
<b>VII</b>	<b>SURAT DISTRICT ;]ZT IH&lt;,M</b>									
1	Ichhapore-Bhatpore .rKF5MZvEF85MZ	0.00	0.00	0.00	85	0	85	0	0	0
2	Ichhapore-Bhatpore(IOC) .rKF5MZvEF85MZ sVF.VM;Lf	0.00	0.00	0.00	0	0	0	0	0	0
3	Ichhapore(GIDC-SUDA) .rKF5MZvEF85MZ	4.96	0.00	4.96	0	0	0	0	0	0
4	Hazira(GSP-CL)/Ichhapore-Bhatpore (GAIL) CHLZF sHLV[:5L-LV[,fq .rKF5MZvEF85MZ	0.00	0.00	0.00	0	0	0	0	0	0
5	Hazira(Reliance) /HWP CHLZFsZL,Flg;fq[RP0A<I]P5	0.00	0.00	0.00	0	0	0	0	0	0
6	Hazira CHLZF	0.00	0.00	0.00	0	0	0	0	0	0
7	Sachin ;RLG	70.85	0.00	70.85	569	0	569	102	0	102
8	Pandesara 5F0[:ZF	22.72	0.00	22.72	260	0	260	640	0	640
9	Sachin Appr.park ;RLG V[5Z, 5FS"	5.75	0.00	5.75	0	0	0	0	0	0
10	Katargam STFZUFD	3.80	0.00	3.80	835	0	835	36	0	36
11	Olpad VM,5F0	2.96	0.00	2.96	7	0	7	0	0	0
12	Gaviar-Magdalla UJ[LIZvDUN<,F	0.00	0.00	0.00	0	0	0	0	0	0
13	Mahuva DC]JF	0.00	0.00	0.00	0	0	0	0	0	0
14	Bardoli AFZ0M,L	0.47	0.00	0.47	24	0	24	0	0	0
15	Khatodara B8MNZF	0.31	0.00	0.31	99	0	99	12	0	12

Sr. No.	Name of the District/ Estate IH<,FqJ;FCTG] GFD	LAND DEVELOPMENT HDLG IJSF; s,FB RMPDLPf			SHED CONSTRUCTION (No.) X[0 aFF\wFSFD sGPf			HOUSING QUARTERS CONSTRUCTION (NO.) ZC[6F\S OF/jF6L sgFpF		
		Cumulative position as on 31-03-2016 #lv#v!& ;jwFLGL 5IZlwFTI	During 2016-17 Z_!&v!& NZdIFG	Cumulative position as on 31-3-2017 #lv#v!& ;jwFLGL 5IZlwFTI	Cumulative position as on 31-03-2016 #lv#v!& ;jwFLGL 5IZlwFTI	During 2016-17 Z_!&v!& NZdIFG	Cumulative position as on 31-3-2017 #lv#v!& ;jwFLGL 5IZlwFTI	Cumulative position as on 31-3-2016 #lv#v!& ;jwFLGL 5IZlwFTI	During 2016-17 Z_!&v!& NZdIFG	Cumulative position as on 31-3-2017 #lv#v!& ;jwFLGL 5IZl:yFTL
1	2	3a	3b	3c	4a	4b	4c	5a	5b	5c
	* District Total: * S],	111.82	0.00	111.82	1879	0	1879	790	0	790
<b>VIII</b>	<b>TAPI DISTRICT</b> <span style="float:right">ત્રાપી જિલ્લો</span>									
1	Doswada (Songadth) OM;JFOF	4.20	0.00	4.20	10	0	10	0	0	0
2	Nizar GLhZ	0.00	0.00	0.00	0	0	0	0	0	0
3	Valod JF,MN	0.00	0.00	0.00	0	0	0	0	0	0
4	Dolvan- Vyara <span style="float:right">ડોલવન-વ્યારા</span> સુભાષી	0.00	0.00	0.00	0	0	0	0	0	0
	* District Total: * S],	4.20	0.00	4.20	10	0	10	0	0	0
<b>IX</b>	<b>NAVSARI DISTRICT</b> <span style="float:right">નાવસારી જિલ્લો</span>									
1	Navsari GJ;FZL	5.50	0.00	5.50	69	0	69	114	0	114
2	Bilimora AL,LDMZF	4.49	0.00	4.49	105	0	105	38	0	38
3	Unai pGF.	0.20	0.00	0.20	0	0	0	0	0	0
	* District Total: * S],	10.19	0.00	10.19	174	0	174	152	0	152
<b>X</b>	<b>VALSAD DISTRICT</b> <span style="float:right">વલસાડ જિલ્લો</span>									
1	Vapi JF5L	102.60	0.00	102.60	935	0	935	3562	0	3562
2	Sarigam :ZLUFD	30.93	0.00	30.93	259	0	259	442	0	442
3	Umernagar pDZUFD	33.60	0.00	33.60	622	0	622	1094	0	1094
4	Valsad J;FO	9.50	0.00	9.50	180	0	180	311	0	311
5	Bhilad EL,FO	0.00	0.00	0.00	0	0	0	0	0	0
6	Dharampur-II WZD5jZvZ	0.00	0.00	0.00	0	0	0	0	0	0
7	Pardi 5FZOL	2.27	0.00	2.27	105	0	105	6	0	6
8	Dungra(Garment Zone) 0j\UZF sUFZD[g8 hMGf	0.92	0.00	0.92	0	0	0	0	0	0
<b>8</b>	<b>District Total: S],</b>	<b>179.82</b>	<b>0.00</b>	<b>179.82</b>	<b>2101</b>	<b>0</b>	<b>2101</b>	<b>5415</b>	<b>0</b>	<b>5415</b>
<b>XI</b>	<b>GANDHINAGAR DISTRICT</b> <span style="float:right">ગાંધીનગર જિલ્લો</span>									
1	Gandhinagar-I UFWLGUZv!	3.04	0.00	3.04	54	0	54	0	0	0
2	Gandhinagar-II UFWLGUZvZ	21.13	0.00	21.13	113	0	113	192	0	192

Sr. No.	Name of the District/ Estate IH<,FqJ;FCTGJ\ GFD	LAND DEVELOPMENT HDLG IJSF; s,FB RMPDLPf			SHED CONSTRUCTION (No.) X[0 aFF\wFSFD sGPf			HOUSING QUARTERS CONSTRUCTION (NO.) ZC[6F\S OF/jF6L sgF\Pf		
		Cumulative position as on 31-03-2016 #lv#v!& ;]wFLGL 5IZlwFTI	During 2016-17 Z_!&v!9 NZdIFG	Cumulative position as on 31-3-2017 #lv#v!9 ;]wFLGL 5IZlwFTI	Cumulative position as on 31-03-2016 #lv#v!& ;]wFLGL 5IZlwFTI	During 2016-17 Z_!&v!9 NZdIFG	Cumulative position as on 31-3-2017 #lv#v!9 ;]wFLGL 5IZlwFTI	Cumulative position as on 31-3-2016 #lv#v!& ;]wFLGL 5IZlwFTI	During 2016-17 Z_!&v!9 NZdIFG	Cumulative position as on 31-3-2017 #lv#v!9 ;]wFLGL 5IZlwFTI
1	2	3a	3b	3c	4a	4b	4c	5a	5b	5c
3	Establishment of SEZ adjoining to G'nager Electronics Estate. UFWLWGUZ ., [8=MIGS J;FCTDF\ ;[h G\ HM0F6P	0.73	0.00	0.73	0	0	0	0	0	0
4	Gandhinagar I.T. Park UFWLWGUZ VF.P 8L[P 5FS"	2.23	0.00	2.23	0	0	0	0	0	0
5	Bhat EF8	2.48	0.00	2.48	0	0	0	0	0	0
6	Bhat International Convention & Exhibition Centre EF8 >g8ZG[XG, SgJ[gXG VG[ 5]NX"G ;[g8Z	0.00	0.00	0.00	0	0	0	0	0	0
7	Mansa DF6;F	1.67	0.00	1.67	30	0	30	0	0	0
8	Dehgam NC[UFD	1.74	0.00	1.74	20	0	20	0	0	0
9	Chiloda IR,MOF	0.00	0.00	0.00	0	0	0	0	0	0
	<b>* District Total: * S],</b>	<b>33.02</b>	<b>0.00</b>	<b>33.02</b>	<b>217</b>	<b>0</b>	<b>217</b>	<b>192</b>	<b>0</b>	<b>192</b>
<b>XII</b>	<b>Patan DISTRICT 5F86 IH&lt;,M</b>									
1	Sidhpur [;wW5]Z	4.20	0.00	4.20	0	0	0	0	0	0
2	Radhanpur ZFWG5]Z	3.89	0.00	3.89	0	0	0	0	0	0
3	Lanva (Chemical)	0.00	0.00	0.00	0	0	0	0	0	0
4	Chanasma RF6;DF	1.31	0.00	1.31	20	0	20	0	0	0
5	Patan 5F86	0.18	0.00	0.18	17	0	17	0	0	0
6	Balisana AF.L;6F	0.49	0.00	0.49	0	0	0	0	0	0
	<b>* District Total: * S],</b>	<b>10.06</b>	<b>0.00</b>	<b>10.06</b>	<b>37</b>	<b>0</b>	<b>37</b>	<b>0</b>	<b>0</b>	<b>0</b>
<b>XIII</b>	<b>MEHSANA DISTRICT DC[;F6F IH&lt;,M</b>									
1	Mehsana-I DC[;F6Fv!	2.78	0.00	2.78	137	0	137	26	0	26
2	Mehsana-II DC[;F6FvZ	6.71	0.00	6.71	110	0	110	2	0	2
3	Kadi SOL	6.37	0.00	6.37	34	0	34	2	0	2
4	Gozaria UMhFZLIF	1.25	0.00	1.25	10	0	10	0	0	0
5	Ranasan Z6F;6	3.00	0.00	3.00	0	0	0	0	0	0
6	Kheralu B[ZF.]	0.95	0.00	0.95	10	0	10	0	0	0
7	Visnagar J;GUZ	1.31	0.00	1.31	32	0	32	0	0	0

Sr. No.	Name of the District/ Estate IH<,FqJ;FCTG] GFD	LAND DEVELOPMENT HDLG IJSF; s,FB RMPDLPf			SHED CONSTRUCTION (No.) X[0 aFF\wFSFD sGPf			HOUSING QUARTERS CONSTRUCTION (NO.) ZC[6F\S OF/jF6L sgFPf		
		Cumulative position as on 31-03-2016 #!v#v!& ;]wFLGL FIZIwFTI	During 2016-17 Z_!&v!& NZdIFG	Cumulative position as on 31-3-2017 #!v#v!& ;]wFLGL FIZIwFTI	Cumulative position as on 31-03-2016 #!v#v!& ;]wFLGL FIZIwFTI	During 2016-17 Z_!&v!& NZdIFG	Cumulative position as on 31-3-2017 #!v#v!& ;]wFLGL FIZIwFTI	Cumulative position as on 31-3-2016 #!v#v!& ;]wFLGL FIZIwFTI	During 2016-17 Z_!&v!& NZdIFG	Cumulative position as on 31-3-2017 #!v#v!& ;]wFLGL 5IZI:yFTL
1	2	3a	3b	3c	4a	4b	4c	5a	5b	5c
8	Kukarwada SJSZJF0F	0.49	0.00	0.49	10	0	10	1	0	1
9	Jantral H\+F,	0.00	0.00	0.00	0	0	0	0	0	0
10	Chhatral K+F,	13.12	0.00	13.12	140	0	140	100	0	100
11	Kalol S,M,	2.78	0.00	2.78	116	0	116	70	0	70
12	IFFCO .OSM	9.70	0.00	9.70	0	0	0	0	0	0
13	I FFCO Housing .OSM sCFp;LUf	2.20	0.00	2.20	0	0	0	0	0	0
14	Aithor ઁઁઁ	4.70	0.00	4.70	0	0	0	0	0	0
	<b>* District Total: * S],</b>	<b>55.36</b>	<b>0.00</b>	<b>55.36</b>	<b>599</b>	<b>0</b>	<b>599</b>	<b>201</b>	<b>0</b>	<b>201</b>
<b>XIV</b>	<b>BANASKANTHA DISTRICT AGF;SF9F IH&lt;,M</b>									
1	Chandisar R\Q;Z	4.14	0.00	4.14	30	0	30	2	0	2
2	Deodar NLIMNZ	1.76	0.00	1.76	0	0	0	0	0	0
3	Deesa QL;F	0.98	0.00	0.98	20	0	20	0	0	0
4	Palanpur 5F,G5]Z	0.50	0.00	0.50	57	0	57	3	0	3
5	Ambaji - I V\AFHLv!	0.57	0.00	0.57	7	0	7	1	0	1
6	Sihori (Kankrej) IXCMZL sSF\SZ[Hf	0.11	0.00	0.11	7	0	7	0	0	0
	<b>* District Total: * S],</b>	<b>8.07</b>	<b>0.00</b>	<b>8.07</b>	<b>121</b>	<b>0</b>	<b>121</b>	<b>6</b>	<b>0</b>	<b>6</b>
<b>XV</b>	<b>SABARKANTHA DISTRICT ;FAZSF9F IH&lt;,M</b>									
1	Talod T,MN	2.60	0.00	2.60	10	0	10	0	0	0
2	Himatnagar ICDTGUZ	2.55	0.00	2.55	34	0	34	3	0	3
3	Modasa DM0F;F	1.00	0.00	1.00	23	0	23	0	0	0
4	Wankaner (Bhiloda) JF\SFG]Z sEL,M0Ff	0.00	0.00	0.00	0	0	0	0	0	0
5	Idar .OZ	0.27	0.00	0.27	10	0	10	0	0	0
6	Malpur DF,S]Z	0.10	0.00	0.10	9	0	9	0	0	0
	<b>* District Total: * S],</b>	<b>6.52</b>	<b>0.00</b>	<b>6.52</b>	<b>86</b>	<b>0</b>	<b>86</b>	<b>3</b>	<b>0</b>	<b>3</b>
<b>XVI</b>	<b>PANCHMAHAL DISTRICT 5\RDCE, IH&lt;,M</b>									

Sr. No.	Name of the District/ Estate IH<,FqJ;FCTG] GFD	LAND DEVELOPMENT HDLG IJSF; s,FB RMPDLPf			SHED CONSTRUCTION (No.) X[0 aFF\wFSFD sGPF			HOUSING QUARTERS CONSTRUCTION (NO.) ZC[6F]S OF/jF6L sgF]Pf		
		Cumulative position as on 31-03-2016 #lv#v!& ;]wFLGL FIZlwFTL	During 2016-17 Z_!&v!9 NZdIFG	Cumulative position as on 31-3-2017 #lv#v!9 ;]wFLGL FIZlwFTL	Cumulative position as on 31-03-2016 #lv#v!& ;]wFLGL FIZlwFTL	During 2016-17 Z_!&v!9 NZdIFG	Cumulative position as on 31-3-2017 #lv#v!9 ;]wFLGL FIZlwFTL	Cumulative position as on 31-3-2016 #lv#v!& ;]wFLGL FIZlwFTL	During 2016-17 Z_!&v!9 NZdIFG	Cumulative position as on 31-3-2017 #lv#v!9 ;]wFLGL 5IZl:yFTL
1	2	3a	3b	3c	4a	4b	4c	5a	5b	5c
1	Halol CF,M,	17.40	0.00	17.40	169	0	169	134	0	134
2	Kalol SF,M,	7.11	0.00	7.11	64	0	64	176	0	176
3	Godhra UMWZF	1.96	0.00	1.96	69	0	69	2	0	2
4	Shahera XC[ZF	0.00	0.00	0.00	6	0	6	0	0	0
5	Jambughoda HFA]WMOF	0.11	0.00	0.11	0	0	0	0	0	0
6	Halol Expansion	0.00	24.02	24.02	0	0	0	0	0	0
	<b>* District Total: * S],</b>	<b>26.59</b>	<b>24.02</b>	<b>50.61</b>	<b>308</b>	<b>0</b>	<b>308</b>	<b>312</b>	<b>0</b>	<b>312</b>
<b>XVII</b>	<b>DAHOD DISTRICT</b>									<b>NFCMN IH&lt;,M</b>
1	Dahod - I NFCMNV!	0.40	0.00	0.40	16	0	16	0	0	0
2	Dahod - II NFCMNVZ	4.00	0.00	4.00	0	0	0	0	0	0
3	Devgadhbaria NJJU-AFZLIF	0.61	0.00	0.61	0	0	0	0	0	0
	<b>* District Total: * S],</b>	<b>5.01</b>	<b>0.00</b>	<b>5.01</b>	<b>16</b>	<b>0</b>	<b>16</b>	<b>0</b>	<b>0</b>	<b>0</b>
<b>XVIII</b>	<b>SURENDRANAGAR DISTRICT ;]Z[gN=GUZ IH&lt;,M</b>									
1	Surendranagar ;]Z[gN=GUZ	15.60	0.00	15.60	184	0	184	176	0	176
2	Dhrangadhra W]F]UW]F	1.15	0.00	1.15	12	0	12	0	0	0
3	Limbdi .L]A0L	1.96	0.00	1.96	4	0	4	0	0	0
4	Thangadh YFGU-	1.05	0.00	1.05	16	0	16	0	0	0
5	Halvad C/JN	1.00	0.00	1.00	0	0	0	0	0	0
6	Lakhtar .BTZ	0.38	0.00	0.38	0	0	0	0	0	0
7	Chotila RM8L,F	0.16	0.00	0.16	7	0	7	0	0	0
8	Sayla .F]I,F	0.10	0.00	0.10	0	0	0	0	0	0
9	Bamanbore AFD6AMZ	4.11	0.00	4.11	40	0	40	0	0	0
	<b>* District Total: *S],</b>	<b>25.52</b>	<b>0.00</b>	<b>25.52</b>	<b>263</b>	<b>0</b>	<b>263</b>	<b>176</b>	<b>0</b>	<b>176</b>
<b>XIX</b>	<b>RAJKOT DISTRICT ZFHSM8 IH&lt;,M</b>									
1	Lodhika .MWLSF	42.31	0.00	42.31	20	0	20	0	0	0
2	Aji VFHL	8.39	0.00	8.39	274	0	274	0	0	0

Sr. No.	Name of the District/ Estate IH<,FqJ;FCTGJ] GFD	LAND DEVELOPMENT HDLG IJSF; s,FB RMPDLPf			SHED CONSTRUCTION (No.) X[0 aFF\wFSFD sGPf			HOUSING QUARTERS CONSTRUCTION (NO.) ZC[6F\S OF/jF6L sgFfP		
		Cumulative position as on 31-03-2016 #lv#v!& ;]wFLGL 5IZlwFTI	During 2016-17 Z_!&v!& NZdIFG	Cumulative position as on 31-3-2017 #lv#v!& ;]wFLGL 5IZlwFTI	Cumulative position as on 31-03-2016 #lv#v!& ;]wFLGL 5IZlwFTI	During 2016-17 Z_!&v!& NZdIFG	Cumulative position as on 31-3-2017 #lv#v!& ;]wFLGL 5IZlwFTI	Cumulative position as on 31-3-2016 #lv#v!& ;]wFLGL 5IZlwFTI	During 2016-17 Z_!&v!& NZdIFG	Cumulative position as on 31-3-2017 #lv#v!& ;]wFLGL 5IZl:yFTL
1	2	3a	3b	3c	4a	4b	4c	5a	5b	5c
3	Wankaner JF\SFGIZ	1.97	0.00	1.97	0	0	0	0	0	0
4	Wankaner-II (Vaghasia) JF\SFGIZvZ sJU:LIFf	2.32	0.00	2.32	8	0	8	0	0	0
5	Kuwadva SJ0JF	5.31	0.00	5.31	0	0	0	0	0	0
6	Morbi DMZAL	0.81	0.00	0.81	110	0	110	0	0	0
7	Rafaleshwar (Morbi - II) ZOF[ JZ sDMZALvZf	4.02	0.00	4.02	0	0	0	0	0	0
8	Gondal - I UM0,v!	1.33	0.00	1.33	29	0	29	0	0	0
9	Gondal - II UM0,vZ	3.73	0.00	3.73	10	0	10	0	0	0
10	Dhoraji WMZFHL	2.23	0.00	2.23	0	0	0	0	0	0
11	Jetpur H[TS]Z	1.04	0.00	1.04	0	0	0	0	0	0
12	Bhaktinagar EISTGUZ	0.88	0.00	0.88	142	0	142	0	0	0
13	Jasdan H;N6	0.62	0.00	0.62	11	0	11	0	0	0
14	Upleta p5,]8F	0.52	0.00	0.52	0	0	0	0	0	0
15	Malia (Mota Dahisara) DF,LIF sDM8F NCL\Zf	0.12	0.00	0.12	0	0	0	0	0	0
16	Padhari 50WZL	0.10	0.00	0.10	7	0	7	0	0	0
17	Kotda-Sangani SM8OF ;FUF6L	0.09	0.00	0.09	0	0	0	0	0	0
	<b>* District Total: * S]</b>	<b>75.80</b>	<b>0.00</b>	<b>75.80</b>	<b>611</b>	<b>0</b>	<b>611</b>	<b>0</b>	<b>0</b>	<b>0</b>
<b>XX</b>	<b>BHAVNAGAR DISTRICT EFJGUZ IH&lt;,M</b>									
1	Chitra IR+F	17.34	0.00	17.34	243	0	243	188	0	188
2	Vartej JZT[H	7.36	0.00	7.36	0	0	0	0	0	0
3	Alang V,U	0.00	0.00	0.00	0	0	0	0	0	0
4	Shihor - I IXCMZv!	1.25	0.00	1.25	10	0	10	0	0	0
5	Shihor - II IXCMZvZ	1.87	0.00	1.87	18	0	18	0	0	0
6	Mahuva DC]JF	1.68	0.00	1.68	27	0	27	0	0	0
7	Palitana 5F,LTf6F	1.45	0.00	1.45	0	0	0	0	0	0
8	Vithalwadi U9',JFOL	0.92	0.00	0.92	36	0	36	0	0	0
9	Botad AM8FN	0.60	0.00	0.60	0	0	0	0	0	0
10	Dhasa (Gadhada) -;F sU-Of	0.09	0.00	0.09	7	0	7	0	0	0
11	Vallabhipur J<,EL5]Z	0.08	0.00	0.08	8	0	8	0	0	0



Sr. No.	Name of the District/ Estate IH<,FqJ;FCTG] GFD	LAND DEVELOPMENT HDLG IJSF; s,FB RMPDLPf			SHED CONSTRUCTION (No.) X[0 aFF\wFSFD sGPf			HOUSING QUARTERS CONSTRUCTION (NO.) ZC[6F\S OF/jF6L sgFpF		
		Cumulative position as on 31-03-2016 #lv#v!& ;jwFLGL 5IZlwFTI	During 2016-17 Z_!&v!9 NZdIFG	Cumulative position as on 31-3-2017 #lv#v!9 ;jwFLGL 5IZlwFTI	Cumulative position as on 31-03-2016 #lv#v!& ;jwFLGL 5IZlwFTI	During 2016-17 Z_!&v!9 NZdIFG	Cumulative position as on 31-3-2017 #lv#v!9 ;jwFLGL 5IZlwFTI	Cumulative position as on 31-3-2016 #lv#v!& ;jwFLGL 5IZlwFTI	During 2016-17 Z_!&v!9 NZdIFG	Cumulative position as on 31-3-2017 #lv#v!9 ;jwFLGL 5IZlwFTI
1	2	3a	3b	3c	4a	4b	4c	5a	5b	5c
	<b>* District Total: * S],</b>	<b>32.63</b>	<b>0.00</b>	<b>32.63</b>	<b>349</b>	<b>0</b>	<b>349</b>	<b>188</b>	<b>0</b>	<b>188</b>
<b>XXI</b>	<b>AMRELI DISTRICT VDZ[,L IH&lt;,M</b>									
1	Amreli VDZ[,L	1.42	0.00	1.42	69	0	69	0	0	0
2	Damnagar NFDGUZ	1.04	0.00	1.04	6	0	6	0	0	0
3	Babra AFAZF	1.59	0.00	1.59	0	0	0	0	0	0
4	Babra (Diamond) AFAZF sOFID\of	1.00	0.00	1.00	0	0	0	0	0	0
5	Rajula ZFH],F	0.00	0.00	0.00	8	0	8	0	0	0
6	Liliya .L,LIF	0.10	0.00	0.10	7	0	7	0	0	0
7	Jafrabad HFOZFAN	0.10	0.00	0.10	7	0	7	0	0	0
	<b>* District Total: * S],</b>	<b>5.25</b>	<b>0.00</b>	<b>5.25</b>	<b>97</b>	<b>0</b>	<b>97</b>	<b>0</b>	<b>0</b>	<b>0</b>
<b>XXII</b>	<b>JUNAGADH DISTRICT HJGFU- IH&lt;,M</b>									
1	Sutrapada ;+F5F0F	0.00	0.00	0.00	0	0	0	0	0	0
2	Junagadh - I HJGFU-v!	1.43	0.00	1.43	52	0	52	0	0	0
3	Junagadh - II HJGFU-vZ	8.59	0.00	8.59	30	0	30	0	0	0
4	Veraval JZFJ/	5.66	0.00	5.66	10	0	10	36	0	36
5	Sil XL,	0.99	0.00	0.99	0	0	0	0	0	0
6	Visavadar U;FJNZ	0.10	0.00	0.10	7	0	7	0	0	0
	<b>* District Total: * S],</b>	<b>16.76</b>	<b>0.00</b>	<b>16.76</b>	<b>99</b>	<b>0</b>	<b>99</b>	<b>36</b>	<b>0</b>	<b>36</b>
<b>XXIII</b>	<b>PORBANDAR DISTRICT 5MZANZ IH&lt;,M</b>									
1	Porbandar 5MZANZ	15.00	0.00	15.00	61	0	61	34	0	34
2	Vanana JGF6F	5.48	0.00	5.48	0	0	0	0	0	0
3	Miyani DLIF6L	0.00	2.00	2.00	0	0	0	0	0	0
	<b>* District Total * S],</b>	<b>20.48</b>	<b>2.00</b>	<b>22.48</b>	<b>61</b>	<b>0</b>	<b>61</b>	<b>34</b>	<b>0</b>	<b>34</b>
<b>XXIV</b>	<b>JAMNAGAR DISTRICT HFDGUZ IH&lt;,M</b>									
1	Jamnagar - I HFDGUZv!	5.06	0.00	5.06	378	0	378	58	0	58
2	Jamnagar - II HFDGUZvZ	10.66	0.00	10.66	91	0	91	8	0	8
3	Jamnagar-II (Housing) HFDGUZvZ	3.12	0.00	3.12	0	0	0	0	0	0

Sr. No.	Name of the District/ Estate IH<,FqJ;FCTG] GFD	LAND DEVELOPMENT HDLG IJSF; s,FB RMPDLPf			SHED CONSTRUCTION (No.) X[0 aFF\wFSFD sGPf			HOUSING QUARTERS CONSTRUCTION (NO.) ZC[6F\S OF/jF6L sgFPf		
		Cumulative position as on 31-03-2016 #lv#v!& ;]wFLGL FIZlwFTI	During 2016-17 Z_!&v!& NZdIFG	Cumulative position as on 31-3-2017 #lv#v!& ;]wFLGL FIZlwFTI	Cumulative position as on 31-03-2016 #lv#v!& ;]wFLGL FIZlwFTI	During 2016-17 Z_!&v!& NZdIFG	Cumulative position as on 31-3-2017 #lv#v!& ;]wFLGL FIZlwFTI	Cumulative position as on 31-3-2016 #lv#v!& ;]wFLGL FIZlwFTI	During 2016-17 Z_!&v!& NZdIFG	Cumulative position as on 31-3-2017 #lv#v!& ;]wFLGL 5IZI:yFTL
1	2	3a	3b	3c	4a	4b	4c	5a	5b	5c
4	Jamnagar-III HFDGLUzv#	14.52	0.00	14.52	0	0	0	0	0	0
5	Arambhada -I VFZE0F	0.67	0.00	0.67	10	0	10	0	0	0
6	Arambhada -II VFZE0F	1.55	0.00	1.55	0	0	0	0	0	0
7	Jamkhambhalia HFDB\EF/LIF	0.80	0.00	0.80	4	0	4	0	0	0
8	Bhanvad EF6J0	0.25	0.00	0.25	0	0	0	0	0	0
9	Dhrol (Mini) W W, sDLGLf	0.10	0.00	0.10	7	0	7	0	0	0
10	Bhatia (Kalyanpur) EF8LIF sS<IF65jZf	0.10	0.00	0.10	7	0	7	0	0	0
	<b>* District Total:</b> <b>* S],</b>	<b>36.83</b>	<b>0.00</b>	<b>36.83</b>	<b>497</b>	<b>0</b>	<b>497</b>	<b>66</b>	<b>0</b>	<b>66</b>
xxv	<b>KUTCH DISTRICT</b> <b>SrK IH&lt;,M</b>									
1	Gandhidham - I UFWLWFDv!	0.70	0.00	0.70	52	0	52	0	0	0
2	Mithi Rohar DL9L ZMCZ	4.05	0.00	4.05	0	0	0	0	0	0
3	Dhrub WJA	4.09	0.00	4.09	0	0	0	0	0	0
4	Anjar V\HFZ	1.47	0.00	1.47	0	0	0	0	0	0
5	Mandvi DF\QJL	1.37	0.00	1.37	30	0	30	0	0	0
6	Bhuj E]H	1.95	0.00	1.95	46	0	46	0	0	0
7	Bhuj-II (Nagor) E]HvZ sGFUMZf	0.43	0.00	0.43	30	0	30	0	0	0
8	Rapar (Makhel) ZF5Z sDFB[,f	0.00	0.00	0.00	0	0	0	0	0	0
9	Nakhatrana GB+F6F	0.00	0.00	0.00	0	0	0	0	0	0
10	Madhapur DFWF5jZ	0.13	0.00	0.13	4	0	4	0	0	0
11	Mundra (Mini) D]gN=F sDLGLf	0.10	0.00	0.10	7	0	7	0	0	0
	<b>* District Total:</b> <b>* S],</b>	<b>14.29</b>	<b>0.00</b>	<b>14.29</b>	<b>169</b>	<b>0</b>	<b>169</b>	<b>0</b>	<b>0</b>	<b>0</b>
8	<b>*GRAND-TOTAL:</b> <b>*S],</b>	<b>2917.39</b>	<b>26.02</b>	<b>2943.41</b>	<b>12225</b>	<b>0</b>	<b>12225</b>	<b>12926</b>	<b>0</b>	<b>12926</b>











**STATEMENT NO - 6**  
**ESTATEWISE CREATION OF WATER, POWER SUPPLY & DRAINAGE CAPACITY FOR THE YEAR 2016-2017**

5+S v &

Z\_!& v!& GF JQF" DF8[ J;FCTJFZ pEL SZFI[, 5F6L 5]ZJ9M4 JLH/L 1FDTF TYF U8Z 1FDTF

Sr. No.	Name of the District/ Estate	WATER SUPPLY (MLD)				DRAINAGE CAPACITY (MLD)				Remarks
		Total Capacity created as on 31-3-2016	Capacity created from 1-4-2016 to 31-3-2017	Total Capacity created as on 31-3-2017	Installed capacity available for utility as on 31-3-17	Total Capacity created as on 31-3-2016	Capacity created from 1-4-2016 to 31-3-2017	Total Capacity created as on 31-3-2017	Installed capacity available for utility as on 31-3-17	
S D G P	IH<,FqJ;F CTG]\ GFD	5F6L 5]ZJ9M sV[DPV[,P0LPf				U8Z 1FDTF sV[DPV[,P0LPf				ZLDFS;"
		#!v#vZ_!& ;]WLDF\ pEL SZFI[, 1FDTF	!v\$z_!& YL #!v#vZ_!& ;]WLDF\ pEL SZFI[, 1FDTF	#!v#vZ_!& ;]WLDF\ pEL SZFI[, 1FDTF	#!v#vZ_!& ;]WLDF\ :YFI5T 5]DF6[ p5IMU DF8[ p5,aWF	#!v#vZ_!& ;]WLDF\ pEL SZFI[, 1FDTF	!v\$z_!& YL #!v#vZ_!& ;]WLDF\ pEL SZFI[, 1FDTF	#!v#vZ_!& ;]WLDF\ pEL SZFI[, 1FDTF	#!v#vZ_!& ;]WLDF\ :YFI5T 5]DF6[ p5IMU DF8[ p5,aWF	
<b>I</b>	<b>AHMEDABAD DISTRICT</b> VDNFJFN IH<,M									
1	Vatwa J8JF	23.25	0.00	23.25	23.25	7.26	0.00	7.26	7.26	
2	Naroda GZM0F	19.04	0.00	19.04	19.04	5.90	0.00	5.90	5.90	
3	Odhav VM-J	17.03	0.00	17.03	17.03	11.80	0.00	11.80	11.80	
4	Kathwada S9JF0F	4.54	0.00	4.54	4.54	0.00	0.00	0.00	0.00	
5	Sanand(Mini) ;F6\N sDLGLf	2.70	0.00	2.70	2.70	0.00	0.00	0.00	0.00	
6	Viramgam IJZDUFD	1.24	0.00	1.24	1.24	0.00	0.00	0.00	0.00	
7	Kerala S ZF,F	1.63	0.00	1.63	1.63	0.00	0.00	0.00	0.00	
8	Zone 'D' hMG c0Lc	0.43	0.00	0.43	0.43	0.00	0.00	0.00	0.00	
9	Dholka WM/SF	0.20	0.00	0.20	0.20	0.00	0.00	0.00	0.00	
10	Vani J6L	0.20	0.00	0.20	0.20	0.00	0.00	0.00	0.00	
11	Dhandhuka W\W]SF	0.01	0.00	0.01	0.01	0.00	0.00	0.00	0.00	
12	Apparel Park Ahmedabad V[5[Z[, 5FS"	0.62	0.00	0.62	0.62	0.48	0.00	0.48	0.48	
13	Sanand-II (chharodi , Bol)	50.00	0.00	50.00	50.00	0.00	0.00	0.00	0.00	



14	Mandal	3.00	17.00	20.00	20.00	0.00	0.00	0.00	0.00	w/s source capacity 20 MLD
	<b>District Total: S],</b>	<b>123.89</b>	<b>17.00</b>	<b>140.89</b>	<b>140.89</b>	<b>25.44</b>	<b>0.00</b>	<b>25.44</b>	<b>25.44</b>	
II		KHEDA DIST.								
1	Nadiad I GIOIFNV!	1.36	0.00	1.36	1.36	0.50	0.00	0.50	0.50	
2	Thasara 9F;ZF	0.54	0.00	0.54	0.54	0.00	0.00	0.00	0.00	
3	Matar DFTZ	0.54	0.00	0.54	0.54	0.00	0.00	0.00	0.00	
4	Balasinor  AF,FI;G MZ	0.00	0.00	0.00	0.00	0.00	0.00	0.00	0.00	
5	Kapadwa nj S50J\H	0.00	0.00	0.00	0.00	0.00	0.00	0.00	0.00	
	<b>District Total: S],</b>	<b>2.44</b>	<b>0.00</b>	<b>2.44</b>	<b>2.44</b>	<b>0.50</b>	<b>0.00</b>	<b>0.50</b>	<b>0.50</b>	
III		ANAND DIST.								
1	V.U.Nag ar JLPI]PG UZ	4.15	0.00	4.15	4.15	0.00	0.00	0.00	0.00	
2	Borsad AMZ;N	0.86	0.00	0.86	0.86	0.00	0.00	0.00	0.00	
3	Khambh at B\EF	0.54	0.00	0.54	0.54	0.00	0.00	0.00	0.00	
4	Umreth pDZ]9	0.54	0.00	0.54	0.54	0.00	0.00	0.00	0.00	
5	Sojitra ;MHL+F	0.51	0.00	0.51	0.51	0.00	0.00	0.00	0.00	
6	Petlad 5]8, FN	0.00	0.00	0.00	0.00	0.00	0.00	0.00	0.00	
	<b>District Total: S],</b>	<b>6.60</b>	<b>0.00</b>	<b>6.60</b>	<b>6.60</b>	<b>0.00</b>	<b>0.00</b>	<b>0.00</b>	<b>0.00</b>	
IV		VADODARA DIST.								
1	Nandesari GN];ZL	10.07	0.00	10.07	10.07	5.45	0.00	5.45	5.45	
2	Savli incl. Bio- tech ;FJ,L	18.00	0.00	18.00	18.00	0.00	0.00	0.00	0.00	4MLD is reserved from Irrigation Deptt
3	Por Ramang amdi 5MZ ZD6UFD 0L	1.10	0.00	1.10	1.10	0.00	0.00	0.00	0.00	
4	Waghodi a JFWM0L IF	2.00	0.00	2.00	2.00	0.00	0.00	0.00	0.00	

5	Ranoli(A utonagar ) Z6M,L sVM8MG UZf	0.40	0.00	0.40	0.40	0.00	0.00	0.00	0.00	
6	P.C.C. 5LP;LP;L P	0.00	0.00	0.00	0.00	0.00	0.00	0.00	0.00	
7	Makarpur a DSZ5]ZF	0.00	0.00	0.00	0.00	0.00	0.00	0.00	0.00	
8	Dabhoi 0EM.	0.00	0.00	0.00	0.00	0.00	0.00	0.00	0.00	
9	Sankhed a ,\B[0F	0.00	0.00	0.00	0.00	0.00	0.00	0.00	0.00	
	<b>District Total: S],</b>	<b>31.57</b>	<b>0.00</b>	<b>31.57</b>	<b>31.57</b>	<b>5.45</b>	<b>0.00</b>	<b>5.45</b>	<b>5.45</b>	
V	BHARUCH DIST.									
1	Jhagadia  Housing h30LIF sCFp;LU f	77.00	0.00	77.00	77.00	45.40	0.00	45.40	45.40	22.50 MLD ws for Ankl
2	Anklesh war (STP) V\\$,[_JZ	0.00	0.00	0.00	0.00	22.50	0.00	22.50	22.50	STP
3	Anklesh war V\\$,[_JZ	72.67	0.00	72.67	72.67	53.22	0.00	53.22	53.22	22.50 MLD ws from Jhagadia
4	Vilayat (Chem) IJ,FIT sS[DLS,f	36.37	0.00	36.37	36.37	25.00	0.00	25.00	25.00	Correcte d from 50 to actual 25
5	Panoli 5FGM,L	36.05	0.00	36.05	36.05	5.00	0.00	5.00	5.00	Drg Scheme closed.
6	Bharuch E~R	4.54	0.00	4.54	4.54	0.00	0.00	0.00	0.00	Handed over to N.A
7	Palej 5F,[H	2.00	0.00	2.00	2.00	0.00	0.00	0.00	0.00	Handed over to Palej Notified Area
8	Dahej NC[H	113.65	77.28	190.93	190.93	65.00	0.00	65.00	65.00	scheme commissi oned
	<b>District Total: S],</b>	<b>342.28</b>	<b>77.28</b>	<b>419.56</b>	<b>419.56</b>	<b>216.12</b>	<b>0.00</b>	<b>216.12</b>	<b>216.12</b>	
VI	NARMADA DIST.									
1	Rajpipla ZFH5L5/ F	0.01	0.00	0.01	0.01	0.00	0.00	0.00	0.00	
	<b>District Total S],</b>	<b>0.01</b>	<b>0.00</b>	<b>0.01</b>	<b>0.01</b>	<b>0.00</b>	<b>0.00</b>	<b>0.00</b>	<b>0.00</b>	

VII										
SURAT DIST.										
1	Sachin ;RLG	18.16	0.00	18.16	18.16	40.00	0.00	40.00	40.00	SIML
2	Ichhapore .rKF5MZ	13.50	0.00	13.50	13.50	0.00	0.00	0.00	0.00	
3	Pandesar 5F\0];ZF	11.35	0.00	11.35	11.35	11.35	0.00	11.35	11.35	Handed over to SMC
4	Katargam STFZUFD	0.87	0.00	0.87	0.87	0.00	0.00	0.00	0.00	-----Do--- -
5	Bardoli AFZOM,L	0.06	0.00	0.06	0.06	0.00	0.00	0.00	0.00	Handed over to Associatio n
6	Olpad VM,5F0	0.03	0.00	0.03	0.03	0.00	0.00	0.00	0.00	-----Do--- -
7	Khatodara B8MNZF	0.00	0.00	0.00	0.00	0.00	0.00	0.00	0.00	Handed over to SMC
8	Apparel Park V[5[Z[, 5FS"	1.50	0.00	1.50	1.50	7.50	0.00	7.50	7.50	
	<b>District Total: S],</b>	<b>45.47</b>	<b>0.00</b>	<b>45.47</b>	<b>45.47</b>	<b>58.85</b>	<b>0.00</b>	<b>58.85</b>	<b>58.85</b>	
VIII										
NAVSARI DIST.										
1	Navsari GJ;FZL	2.50	0.00	2.50	2.50	0.00	0.00	0.00	0.00	Handed over to ASSCN
2	Bilimora AL,LDMZ F	0.91	0.00	0.91	0.91	0.00	0.00	0.00	0.00	Handed over to ASSCN
	<b>District Total: S],</b>	<b>3.41</b>	<b>0.00</b>	<b>3.41</b>	<b>3.41</b>	<b>0.00</b>	<b>0.00</b>	<b>0.00</b>	<b>0.00</b>	
IX										
VALSAD DIST.										
1	Vapi JF5L	113.36	0.00	113.36	113.36	79.90	0.00	79.90	79.90	Handed over to NAA
2	Sarigam ;ZLUFD	34.05	0.00	34.05	34.05	12.71	0.00	12.71	12.71	Handed over to NAA
3	Umergam pDZUFD	6.81	0.00	6.81	6.81	0.00	0.00	0.00	0.00	Handed over to NAA
4	Valsad J,;F0	1.50	0.00	1.50	1.50	0.00	0.00	0.00	0.00	Handed over to ASSCN
5	Pardi 5FZOL	0.61	0.00	0.61	0.61	0.00	0.00	0.00	0.00	Handed over to ASSCN
6	Unai pGF.	0.00	0.00	0.00	0.00	0.00	0.00	0.00	0.00	
7	Bhilad EL,F0	0.00	0.00	0.00	0.00	0.00	0.00	0.00	0.00	
8	Dharampur-II WZD5]Z vZ	0.00	0.00	0.00	0.00	0.00	0.00	0.00	0.00	
	<b>District Total: S],</b>	<b>156.33</b>	<b>0.00</b>	<b>156.33</b>	<b>156.33</b>	<b>92.61</b>	<b>0.00</b>	<b>92.61</b>	<b>92.61</b>	
X										
GANDHINAGAR DIST.										

1	Gandhin agar-I UFWLG UZv!	6.81	0.00	6.81	6.81	4.54	0.00	4.54	4.54	
2	Gandhin agar-I (Sez) UFWLG UZv!	1.50	0.00	1.50	1.50	1.00	0.00	1.00	1.00	
3	Gandhin agar-II UFWLG UZvZ	0.00	0.00	0.00	0.00	0.00	0.00	0.00	0.00	Services provided by Capital project/G MC
4	IFFCO .OSM	36.15	0.00	36.15	36.15	0.00	0.00	0.00	0.00	w/s take over by IFFCO
5	Chhatral K+F,	3.63	0.00	3.63	3.63	0.00	0.00	0.00	0.00	
6	Kalol S,M,	3.41	0.00	3.41	3.41	0.00	0.00	0.00	0.00	
7	Mansa DF6;F	1.20	0.00	1.20	1.20	0.00	0.00	0.00	0.00	
8	Dehgam NC[UFD	0.46	0.00	0.46	0.46	0.00	0.00	0.00	0.00	
9	Bhat EF8	0.08	0.00	0.08	0.08	0.00	0.00	0.00	0.00	
10	Mega IT Park	0.70	0.00	0.70	0.70	1.50	0.00	1.50	1.50	
	<b>District Total: S],</b>	<b>53.94</b>	<b>0.00</b>	<b>53.94</b>	<b>53.94</b>	<b>7.04</b>	<b>0.00</b>	<b>7.04</b>	<b>7.04</b>	
XI	PATAN DISTRICT									
1	Radhanp ur ZFWG5] Z	0.00	0.00	0.00	0.00	0.00	0.00	0.00	0.00	W/S. Scheme dropped.
2	Sidhpur I;wW5]Z	0.60	0.00	0.60	0.60	0.00	0.00	0.00	0.00	
3	Chanas ma RF6;DF	0.54	0.00	0.54	0.54	0.00	0.00	0.00	0.00	
4	Balisana AF,L;6F	0.00	0.00	0.00	0.00	0.00	0.00	0.00	0.00	Bore failed. W/S. through Grampan chayat
5	Lanva(C h) .6JF	0.00	0.00	0.00	0.00	0.00	0.00	0.00	0.00	Bore failed. Govt. land surrende red.
6	Patan 5F86	0.00	0.00	0.00	0.00	0.00	0.00	0.00	0.00	
	<b>District Total: S],</b>	<b>1.14</b>	<b>0.00</b>	<b>1.14</b>	<b>1.14</b>	<b>0.00</b>	<b>0.00</b>	<b>0.00</b>	<b>0.00</b>	
XII	MEHSANA DISTRICT									
1	Kadi SOL	2.80	0.00	2.80	2.80	0.00	0.00	0.00	0.00	

2	Mehsana -II DC[,F6F vZ	2.10	0.00	2.10	2.10	0.00	0.00	0.00	0.00	
3	Visnagar IJ;GUZ	2.00	0.00	2.00	2.00	0.00	0.00	0.00	0.00	
4	Mehsana -I DC[,F6F v!	1.55	0.00	1.55	1.55	0.00	0.00	0.00	0.00	
5	Kheralu B[Z,F,]	0.30	0.00	0.30	0.30	0.00	0.00	0.00	0.00	
6	Kukarwa da SjSZJF0 F	0.26	0.00	0.26	0.26	0.00	0.00	0.00	0.00	
7	Gozaria UMhFZLI F	0.19	0.00	0.19	0.19	0.00	0.00	0.00	0.00	
8	Ranasan  Z6F;6	0.18	0.00	0.18	0.18	0.00	0.00	0.00	0.00	
	<b>District Total: Sj,</b>	<b>9.38</b>	<b>0.00</b>	<b>9.38</b>	<b>9.38</b>	<b>0.00</b>	<b>0.00</b>	<b>0.00</b>	<b>0.00</b>	
XIII	<b>BANASKANTHA DISTRICT</b>									
1	Palanpur  5F,G5]Z	1.36	0.00	1.36	1.36	0.00	0.00	0.00	0.00	
2	Deesa OL;F	1.25	0.00	1.25	1.25	0.00	0.00	0.00	0.00	
3	Chandisar R\OL;Z	1.60	0.00	1.60	1.60	0.00	0.00	0.00	0.00	
4	Ambaji - I VAFHLv !	0.00	0.00	0.00	0.00	0.00	0.00	0.00	0.00	W/S. closed as bore area allotted to plot no.
5	Deodar INIMNZ	1.00	0.00	1.00	1.00	0.00	0.00	0.00	0.00	
	<b>District Total: Sj,</b>	<b>5.21</b>	<b>0.00</b>	<b>5.21</b>	<b>5.21</b>	<b>0.00</b>	<b>0.00</b>	<b>0.00</b>	<b>0.00</b>	
XIV	<b>SABARKANTHA DISTRICT</b>									
1	Himatnagar ICDTGU Z	0.76	0.00	0.76	0.76	0.00	0.00	0.00	0.00	
2	Modasa DMOF;F	0.52	0.00	0.52	0.52	0.00	0.00	0.00	0.00	
3	Talod T,MN	0.36	0.00	0.36	0.36	0.00	0.00	0.00	0.00	
4	Idar .0Z	0.25	0.00	0.25	0.25	0.00	0.00	0.00	0.00	
5	Malpur DF,5]Z	0.05	0.00	0.05	0.05	0.00	0.00	0.00	0.00	
6	Bhiloda EL,MOF	0.00	0.00	0.00	0.00	0.00	0.00	0.00	0.00	
	<b>District Total: Sj,</b>	<b>1.94</b>	<b>0.00</b>	<b>1.94</b>	<b>1.94</b>	<b>0.00</b>	<b>0.00</b>	<b>0.00</b>	<b>0.00</b>	
XV	<b>PANCHMAHALS DISTRICT</b>									
1	Halol CF,M,	4.45	0.00	4.45	4.45	0.00	0.00	0.00	0.00	

2	Godhra UMWZF	1.24	0.00	1.24	1.24	0.00	0.00	0.00	0.00	
3	Kalol SF,M,	0.56	0.00	0.56	0.56	0.00	0.00	0.00	0.00	
4	Jambugh oda HFA]W M0F	0.00	0.00	0.00	0.00	0.00	0.00	0.00	0.00	
5	Halol-II & Masavad	0.00	15.00	15.00	15.00	0.00	0.00	0.00	0.00	
	<b>District Total: S],</b>	<b>6.25</b>	<b>15.00</b>	<b>21.25</b>	<b>21.25</b>	<b>0.00</b>	<b>0.00</b>	<b>0.00</b>	<b>0.00</b>	
XVI	DAHOD DISTRICT									
1	Dahod - I NFCMNv !	0.00	0.00	0.00	0.00	0.00	0.00	0.00	0.00	
2	Dahod - II NFCMNv Z	0.00	0.00	0.00	0.00	0.00	0.00	0.00	0.00	
3	Devgadh baria N]JU- AFZLIF	0.00	0.00	0.00	0.00	0.00	0.00	0.00	0.00	
	<b>District Total: S],</b>	<b>0.00</b>	<b>0.00</b>	<b>0.00</b>	<b>0.00</b>	<b>0.00</b>	<b>0.00</b>	<b>0.00</b>	<b>0.00</b>	
XVII	SURENDRANAGAR DISTRICT									
1	Bamanb ore AFD6AM Z	0.10	0.00	0.10	0.10	0.00	0.00	0.00	0.00	By Associatio n
2	Surendra nagar ;]Z]gN=G UZ	0.00	0.00	0.00	0.00	0.00	0.00	0.00	0.00	W/S by Nagarpal ika
3	Halvad C/JN	0.26	0.00	0.26	0.26	0.00	0.00	0.00	0.00	By Associatio n
4	Dhranga dhra W]F]UW  F	0.30	0.00	0.30	0.30	0.00	0.00	0.00	0.00	By Associatio n
5	Limbdi ,LVAOL	0.00	0.00	0.00	0.00	0.00	0.00	0.00	0.00	W/S by Nagarpal ika
6	Thangad h YFGU-	0.00	0.00	0.00	0.00	0.00	0.00	0.00	0.00	W/S by Nagarpal ika
7	Sayla ;FI,F	0.00	0.00	0.00	0.00	0.00	0.00	0.00	0.00	W/S by Nagarpal ika
8	Chotila RM8L,F	0.00	0.00	0.00	0.00	0.00	0.00	0.00	0.00	
9	Lakhtar ,BTZ	0.00	0.00	0.00	0.00	0.00	0.00	0.00	0.00	
	<b>District Total: S],</b>	<b>0.66</b>	<b>0.00</b>	<b>0.66</b>	<b>0.66</b>	<b>0.00</b>	<b>0.00</b>	<b>0.00</b>	<b>0.00</b>	
XVIII	RAJKOT DISTRICT									
1	Aji VFHL	1.10	0.00	1.10	1.10	0.00	0.00	0.00	0.00	handed over to asso.

2	Morbi DMZAL	0.13	0.00	0.13	0.13	0.00	0.00	0.00	0.00	W/S by Nagarpal ika
3	Bhaktina gar EISTGU Z	0.05	0.00	0.05	0.05	0.00	0.00	0.00	0.00	handed over to RMC
4	Rafalesh war (Morbi - II) ZOF/[ JZ sDMZAL vZf	0.01	0.00	0.01	0.01	0.00	0.00	0.00	0.00	At present no water supply
5	Lodhika ,MWLSF	8.00	0.00	8.00	8.00	0.00	0.00	0.00	0.00	handed over to asso.
6	Kuwadva S]J0JF	0.00	0.00	0.00	0.00	0.00	0.00	0.00	0.00	
7	Gondal - I UM0,v!	0.00	0.00	0.00	0.00	0.00	0.00	0.00	0.00	
8	Wankan er JF\SFG[ Z	0.00	0.00	0.00	0.00	0.00	0.00	0.00	0.00	At present no water supply
9	Jasdan H;N6	0.00	0.00	0.00	0.00	0.00	0.00	0.00	0.00	W/s By nagarpali ka
10	Gondal - II UM0,vZ	0.00	0.00	0.00	0.00	0.00	0.00	0.00	0.00	
11	Upleta p5,[8F	0.00	0.00	0.00	0.00	0.00	0.00	0.00	0.00	
12	Jetpur H[T5]Z	0.00	0.00	0.00	0.00	0.00	0.00	0.00	0.00	
13	Dhoraji WMZFH L	0.00	0.00	0.00	0.00	0.00	0.00	0.00	0.00	
14	Mota Dahisara DM8F NCL\;ZF	0.00	0.00	0.00	0.00	0.00	0.00	0.00	0.00	
15	Paddhari  50WZL	0.00	0.00	0.00	0.00	0.00	0.00	0.00	0.00	
	<b>District Total: S],</b>	<b>9.29</b>	<b>0.00</b>	<b>9.29</b>	<b>9.29</b>	<b>0.00</b>	<b>0.00</b>	<b>0.00</b>	<b>0.00</b>	
XIX	<b>BHAVNAGAR DISTRICT</b>									
1	Chitra IR+F	1.36	0.00	1.36	1.36	5.00	0.00	5.00	5.00	Restarte d by Associati on
2	Vithalwa di IJ9',JF0L	0.15	0.00	0.15	0.15	0.00	0.00	0.00	0.00	handed over to BMC
3	Shihor - II IXCMZvZ	0.00	0.00	0.00	0.00	0.00	0.00	0.00	0.00	Ws By Nagarpal ika

4	Vartej JZT[H	0.45	0.00	0.45	0.45	1.00	0.00	1.00	1.00	Restarted by Association
5	Shihor - I IXCMZv!	0.00	0.00	0.00	0.00	0.00	0.00	0.00	0.00	At present no water supply
6	Mahuva DCJF	0.00	0.00	0.00	0.00	0.00	0.00	0.00	0.00	At present no water supply
7	Alang V,U	0.00	0.00	0.00	0.00	0.00	0.00	0.00	0.00	
8	Vallabhipur J<,EL5]Z	0.00	0.00	0.00	0.00	0.00	0.00	0.00	0.00	
9	Dhasa -;F	0.00	0.00	0.00	0.00	0.00	0.00	0.00	0.00	
10	Botad AM8FN	0.00	0.00	0.00	0.00	0.00	0.00	0.00	0.00	
11	Palitana 5F,LTF6 F	0.00	0.00	0.00	0.00	0.00	0.00	0.00	0.00	
	<b>District Total: S],</b>	<b>1.96</b>	<b>0.00</b>	<b>1.96</b>	<b>1.96</b>	<b>6.00</b>	<b>0.00</b>	<b>6.00</b>	<b>6.00</b>	
XX	<b>AMRELI DISTRICT</b>									
1	Amreli VDZ[,L	0.50	0.00	0.50	0.50	0.00	0.00	0.00	0.00	handed over to Amreli asso.
2	Damnagar NFDGUZ	0.05	0.00	0.05	0.05	0.00	0.00	0.00	0.00	GI DC
3	Babra I AFAZFv!	0.00	0.00	0.00	0.00	0.00	0.00	0.00	0.00	
4	Babra II AFAZFv Z	0.00	0.00	0.00	0.00	0.00	0.00	0.00	0.00	
5	Jafraabad HFOZF AFN	0.00	0.00	0.00	0.00	0.00	0.00	0.00	0.00	
6	Liliya ,L,LIF	0.00	0.00	0.00	0.00	0.00	0.00	0.00	0.00	
	<b>District Total: S],</b>	<b>0.55</b>	<b>0.00</b>	<b>0.55</b>	<b>0.55</b>	<b>0.00</b>	<b>0.00</b>	<b>0.00</b>	<b>0.00</b>	
XXI	<b>JUNAGADH DISTRICT</b>									
1	Veraval J[ZFJ/	0.45	0.00	0.45	0.45	0.00	0.00	0.00	0.00	Ws By Nagarpal ika
2	Junagadh - I HJGFU- v!	0.11	0.00	0.11	0.11	0.00	0.00	0.00	0.00	handed over to JMC
3	Junagadh - II HJGFU- vZ	0.00	0.00	0.00	0.00	0.00	0.00	0.00	0.00	At present no water supply



4	Shil XL,	0.00	0.00	0.00	0.00	0.00	0.00	0.00	0.00	
5	Visavadar IJ;FJNZ	0.00	0.00	0.00	0.00	0.00	0.00	0.00	0.00	
	<b>District Total: SJ,</b>	<b>0.56</b>	<b>0.00</b>	<b>0.56</b>	<b>0.56</b>	<b>0.00</b>	<b>0.00</b>	<b>0.00</b>	<b>0.00</b>	
XXII	PORBANDAR DISTRICT									
1	Porbandar 5MZANZ	0.78	0.00	0.78	0.78	0.00	0.00	0.00	0.00	handed over to asso.
2	Vanana JGF6F	0.00	0.00	0.00	0.00	0.00	0.00	0.00	0.00	
	<b>District Total: SJ,</b>	<b>0.78</b>	<b>0.00</b>	<b>0.78</b>	<b>0.78</b>	<b>0.00</b>	<b>0.00</b>	<b>0.00</b>	<b>0.00</b>	
XXIII	JAMNAGAR DISTRICT									
1	Jamnagar - II HFDGUZ vZ	0.78	0.00	0.78	0.78	0.00	0.00	0.00	0.00	handed over to asso.
2	Jamkhambhali HFDBEF/LIF	0.03	0.00	0.03	0.03	0.00	0.00	0.00	0.00	ws stopped
3	Jamnagar - I HFDGUZ v!	0.00	0.00	0.00	0.00	0.00	0.00	0.00	0.00	Services handed to JMC
4	Arambhada I VFZE0F v!	0.00	0.00	0.00	0.00	0.00	0.00	0.00	0.00	
5	Arambhada II VFZE0F vZ	0.00	0.00	0.00	0.00	0.00	0.00	0.00	0.00	
6	Bhanvad EF6J0	0.00	0.00	0.00	0.00	0.00	0.00	0.00	0.00	
7	Jamnagar - III HFDGUZ v#	0.00	0.00	0.00	0.00	0.00	0.00	0.00	0.00	
8	Bhatia EF8LIF	0.00	0.00	0.00	0.00	0.00	0.00	0.00	0.00	
9	Dhrol WJM,	0.00	0.00	0.00	0.00	0.00	0.00	0.00	0.00	
	<b>District Total: SJ,</b>	<b>0.81</b>	<b>0.00</b>	<b>0.81</b>	<b>0.81</b>	<b>0.00</b>	<b>0.00</b>	<b>0.00</b>	<b>0.00</b>	
XXIV	KUTCH DISTRICT									
1	Bhuj EJH	0.36	0.00	0.36	0.36	0.00	0.00	0.00	0.00	
2	Mandvi DF0JL	0.35	0.00	0.35	0.00	0.00	0.00	0.00	0.00	ws stopped
3	Anjar VHFZ	0.20	0.00	0.20	0.00	0.00	0.00	0.00	0.00	ws stopped
4	Nagor GUMZ	0.10	0.00	0.10	0.00	0.00	0.00	0.00	0.00	ws stopped
5	Mundra DjgN=F	0.10	0.00	0.10	0.10	0.00	0.00	0.00	0.00	handed over to Grampanchayat.

6	Gandhidham UF\WLW FD	0.00	0.00	0.00	0.00	0.00	0.00	0.00	0.00	at present no water supply
7	Anjar-II V\HFZvZ	0.00	0.00	0.00	0.00	0.00	0.00	0.00	0.00	
8	Madhapur D\FWF5] Z	0.00	0.00	0.00	0.00	0.00	0.00	0.00	0.00	
9	Mithi Rohar DL9L ZMCZ	0.00	0.00	0.00	0.00	0.00	0.00	0.00	0.00	
10	Dhrub	0.00	0.00	0.00	0.00	0.00	0.00	0.00	0.00	
	<b>District Total: S],</b>	<b>1.11</b>	<b>0.00</b>	<b>1.11</b>	<b>0.46</b>	<b>0.00</b>	<b>0.00</b>	<b>0.00</b>	<b>0.00</b>	
	<b>GRAND TOTAL</b>	<b>805.58</b>	<b>109.28</b>	<b>914.86</b>	<b>914.21</b>	<b>412.01</b>	<b>0.00</b>	<b>412.01</b>	<b>412.01</b>	

**STATEMENT NO - 7**  
**Estatewise Land Allotment, Shed and Housing Quarters Allotment for the year 2016-2017**

5+S v \*

J;FCTJFZ HDLG4 X[0 VG[ ZC[6FIS VFJF;MGL OF/J6L JQF" Z\_!sv!9

Sr. No. S/D G/P	Name of the District/ Estate IH<,FqJ;FCTG)\ GFD	Land Allotment (Lakh Sq. Mtr.)			SHED ALLOTMENT (NO.)			HOUSING QUARTERS ALLOTMENT (NO.)			
		HDLG OF/J6L s,FB RMPDLPf			X[0 OF/J6L sG\Pf			ZC[6FIS OF/J6L sgFPf			
		Cumulative position as on 31-3-2016 #!v#!s ;]wFLGL 5IZI:yFTL	During 2016-17 Z_!sv!9 NZdIFG	Cumulative position as on 31-3-2017 #!v#!9 ;]wFLGL 5IZI:yFTL	Cumulative position as on 31-3-2016 #!v#!s ;]wFLGL 5IZI:yFTL	During 2016-17 Z_!sv!9 NZdIFG	Cumulative position as on 31-3-2017 #!v#!9 ;]wFLGL 5IZI:yFTL	Cumulative position as on 31-3-2016 #!v#!s ;]wFLGL 5IZI:yFTL	During 2016-17 Z_!sv!9 NZdIFG	Cumulative position as on 31-3-2017 #!v#!9 ;]wFLGL 5IZI:yFTL	
1	2	3a	3b	3c	4a	4b	4c	5a	5b	5c	
1	<b>AHMEDABAD DISTRICT</b> VDNFJFN IH<,M										
1	Vatwa J8JF	48.053	0.000	<b>48.053</b>	754	0	<b>754</b>	26	0	<b>26</b>	
2	Naroda GZM0F	24.616	0.051	<b>24.667</b>	427	0	<b>427</b>	538	0	<b>538</b>	
3	Odhav VM-J	7.700	0.000	<b>7.700</b>	525	0	<b>525</b>	370	0	<b>370</b>	
4	Kathwada S9JF0F	9.759	0.000	<b>9.759</b>	0	0	<b>0</b>	0	0	<b>0</b>	
5	Kerala S[Z,F,F	7.835	0.000	<b>7.835</b>	82	0	<b>82</b>	0	0	<b>0</b>	
6	Dholka WM/SF	4.057	0.000	<b>4.057</b>	16	0	<b>16</b>	0	0	<b>0</b>	
7	Viramgam IJZDUFD	4.234	0.000	<b>4.234</b>	20	0	<b>20</b>	0	0	<b>0</b>	
8	Dhandhuka WW]SF	2.789	0.000	<b>2.789</b>	10	0	<b>10</b>	0	0	<b>0</b>	
9	Zone 'D' hMG c0Lc	0.500	0.000	<b>0.500</b>	0	0	<b>0</b>	0	0	<b>0</b>	
10	Vani J6L	0.202	0.000	<b>0.202</b>	0	0	<b>0</b>	0	0	<b>0</b>	
11	Sanand(Mini) ;F6N sDLGLf	0.189	0.000	<b>0.189</b>	7	0	<b>7</b>	0	0	<b>0</b>	
12	Apparel Park (Ahmedabad) V[5Z[, 5FS" sVDNFJFNf	0.880	0.035	<b>0.915</b>	0	0	<b>0</b>	0	0	<b>0</b>	

Sr. No. S/D G/P	Name of the District/ Estate IH<,FqJ;FCTG}\ GFD	Land Allotment (Lakh Sq. Mtr.)			SHED ALLOTMENT (NO.)			HOUSING QUARTERS ALLOTMENT (NO.)		
		HDLG OF/J6L s,FB RMPDLPf			X[0 OF/J6L sGPF			ZC[6FIS OF/JF6L sgFPf		
		Cumulative position as on 31-3-2016 #lv#v!s ;]wFLGL 5IZl:yFTL	During 2016-17 Z !sv!9 NZdIFG	Cumulative position as on 31-3-2017 #lv#v!9 ;]wFLGL 5IZl:yFTL	Cumulative position as on 31-3-2016 #lv#v!s ;]wFLGL 5IZl:yFTL	During 2016-17 Z !sv!9 NZdIFG	Cumulative position as on 31-3-2017 #lv#v!9 ;]wFLGL 5IZl:yFTL	Cumulative position as on 31-3-2016 #lv#v!s ;]wFLGL 5IZl:yFTL	During 2016-17 Z !sv!9 NZdIFG	Cumulative position as on 31-3-2017 #lv#v!9 ;]wFLGL 5IZl:yFTL
1	2	3a	3b	3c	4a	4b	4c	5a	5b	5c
13	Sanand-2 સાનંદ-૨	67.583	3.866	71.449	0	0	0	0	0	0
14	Hansalpur (Becharaji) CF\,;5]Z sA[RZFHLf	0.000	0.000	0.000	0	0	0	0	0	0
15	Mandal મંડલ	1.928	1.546	3.474	0	0	0	0	0	0
15	District Total: S],	180.325	5.498	185.823	1841	0	1841	934	0	934
II	KHEDA DISTRICT B[0F IH<,M									
1	Nadiad I ગોંડલ	1.093	0.000	1.093	75	0	75	0	0	0
2	Nadiad II ગોંડલ	1.193	0.000	1.193	0	0	0	0	0	0
3	Balasinor બાલસિંહ	1.630	0.000	1.630	22	0	22	0	0	0
4	Matar મટાર	1.180	0.000	1.180	0	0	0	0	0	0
5	Kapadwanj કાપડવાંજ	0.610	0.000	0.610	7	0	7	0	0	0
6	Thasara થાસારા	0.624	0.000	0.624	5	0	5	0	0	0
6	District Total: S],	6.330	0.000	6.330	109	0	109	0	0	0
III	ANAND DISTRICT VF6\N IH<,M									
1	V.U.Nagar વ.ઉ.નગર	19.269	0.000	19.269	207	0	207	200	0	200
2	Khambhat ખાંભટ	3.145	0.000	3.145	25	0	25	0	0	0

Sr. No. S/D G/P	Name of the District/ Estate IH<,Fqj;FCTG)\ GFD	Land Allotment (Lakh Sq. Mtr.)			SHED ALLOTMENT (NO.)			HOUSING QUARTERS ALLOTMENT (NO.)		
		HDLG OF/J6L s,FB RMPDLPf			X[0 OF/J6L sGPF			ZC[6FIS OF/JF6L sgFPf		
		Cumulative position as on 31-3-2016 #lv#v!s ;]wFLGL 5IZl:yFTL	During 2016-17 Z !sv!9 NZdIFG	Cumulative position as on 31-3-2017 #lv#v!9 ;]wFLGL 5IZl:yFTL	Cumulative position as on 31-3-2016 #lv#v!s ;]wFLGL 5IZl:yFTL	During 2016-17 Z !sv!9 NZdIFG	Cumulative position as on 31-3-2017 #lv#v!9 ;]wFLGL 5IZl:yFTL	Cumulative position as on 31-3-2016 #lv#v!s ;]wFLGL 5IZl:yFTL	During 2016-17 Z !sv!9 NZdIFG	Cumulative position as on 31-3-2017 #lv#v!9 ;]wFLGL 5IZl:yFTL
1	2	3a	3b	3c	4a	4b	4c	5a	5b	5c
3	Borsad AMZ;N	1.430	0.000	1.430	16	0	16	0	0	0
4	Petlad 5[8,FN	0.881	0.000	0.881	0	0	0	0	0	0
5	Umreth pDZ[9	0.871	0.000	0.871	0	0	0	0	0	0
6	Sojitra ;MHL+F	0.729	0.000	0.729	0	0	0	0	0	0
6	District Total : S],	26.325	0.000	26.325	248	0	248	200	0	200
IV	VADADORA DISTRICT J0MNZF IH<,M									
1	Savli ;FJ,L	47.760	0.056	47.816	0	0	0	0	0	0
2	Savli (EPIP) ;FJ,L	0.700	0.000	0.700	0	0	0	0	0	0
3	Savli (biotech park) ;FJ,L બાયોટેક પાર્ક	0.493	0.000	0.493	0	0	0	0	0	0
4	P.C.C. 5LP;LP;LP	66.615	0.000	66.615	0	0	0	265	0	265
5	Makarpura DSZ5]ZF	25.703	0.000	25.703	684	0	684	620	0	620
6	Waghodia JFWMOLIF	29.146	0.000	29.146	181	0	181	48	0	48
7	Nandesari GN[;ZL	14.866	0.000	14.866	157	0	157	227	0	227
8	Por Ramangamdi 5MZ ZD6UFD0L	9.072	0.000	9.072	146	0	146	60	0	60
9	Limda ,LD0F	0.000	0.000	0.000	0	0	0	0	0	0

Sr. No. S/D G/P	Name of the District/ Estate IH<,FqJ;FCTG\ GFD	Land Allotment (Lakh Sq. Mtr.)			SHED ALLOTMENT (NO.)			HOUSING QUARTERS ALLOTMENT (NO.)		
		HDLG OF/J6L s,FB RMPDLPf			X[0 OF/J6L sGPf			ZC[6FIS OF/jf6L sgFPf		
		Cumulative position as on 31-3-2016 #!v#v!s ;]wFLGL 5IZI:yFTL	During 2016-17 Z_!s v!9 NZdIFG	Cumulative position as on 31-3-2017 #!v#v!s ;]wFLGL 5IZI:yFTL	Cumulative position as on 31-3-2016 #!v#v!s ;]wFLGL 5IZI:yFTL	During 2016-17 Z_!s v!9 NZdIFG	Cumulative position as on 31-3-2017 #!v#v!s ;]wFLGL 5IZI:yFTL	Cumulative position as on 31-3-2016 #!v#v!s ;]wFLGL 5IZI:yFTL	During 2016-17 Z_!s v!9 NZdIFG	Cumulative position as on 31-3-2017 #!v#v!s ;]wFLGL 5IZI:yFTL
1	2	3a	3b	3c	4a	4b	4c	5a	5b	5c
10	Ranoli(Autonagar) Z6M,L sVM8MGUZf	2.958	0.000	2.958	24	0	24	0	0	0
11	Dabhoi OEM.	0.877	0.000	0.877	24	0	24	0	0	0
12	Vadsar J0;Z	0.000	0.000	0.000	0	0	0	0	0	0
13	Pavi-Jetpur (Jambugam) 5FJLvH[T5]Z sHVA]UFDf	0.061	0.000	0.061	5	0	5	0	0	0
14	Sankheda ;\B[0F	0.072	0.000	0.072	8	0	8	0	0	0
14	District Total S],	198.323	0.056	198.379	1229	0	1229	1220	0	1220
V	Bharuch District E~RIH<,M									
1	Dahej NC[H	116.487	2.200	118.687	0	0	0	0	0	0
2	Dahej (Vagra IPCL) (JFUZF VF.P5LP;LPV],Pf	60.000	0.000	60.000	0	0	0	0	0	0
3	Dahej (GACL) NC[H sHLPV[P;LPV],f	36.893	0.000	36.893	0	0	0	0	0	0
4	Dahej Mega Chemical NC[H D[UF S[DLS,	101.790	0.000	101.790	0	0	0	0	0	0
5	Dahej (Phase III) εεε (3rd III)	40.200	1.245	41.445	0	0	0	0	0	0
6	Jhagadia(Chemical) h30LIF sS[DLS,f	112.220	0.020	112.240	0	0	0	0	0	0
7	Jhagadia Housing h30LIF sCFp;LUf	0.000	0.000	0.000	0	0	0	0	0	0
8	Ankleshwar V\\$,Γ JZ	120.614	1.970	122.584	676	0	676	2086	0	2086
9	Ankleshwar(Piraman)CEPT V\\$,Γ JZs5LZFD6f ;L.5L8L	0.000	0.000	0.000	0	0	0	0	0	0
10	Panoli 5FGM,L	94.882	0.072	94.954	230	0	230	138	0	138
11	Vilayat (Chem) IJ,FIT sS[DLS,f	101.873	0.000	101.873	0	0	0	0	0	0

Sr. No. S/D G/P	Name of the District/ Estate IH<,FqJ;FCTGJ\ GFD	Land Allotment (Lakh Sq. Mtr.)			SHED ALLOTMENT (NO.)			HOUSING QUARTERS ALLOTMENT (NO.)		
		HDLG OF/J6L s,FB RMPDLPf			X[0 OF/J6L sGPf			ZC[6FIS OF/JF6L sgFPf		
		Cumulative position as on 31-3-2016 #!v#v!s ;]wFLGL 5IZI:yFTL	During 2016-17 Z_!s v!9 NZdIFG	Cumulative position as on 31-3-2017 #!v#v!9 ;]wFLGL 5IZI:yFTL	Cumulative position as on 31-3-2016 #!v#v!s ;]wFLGL 5IZI:yFTL	During 2016-17 Z_!s v!9 NZdIFG	Cumulative position as on 31-3-2017 #!v#v!9 ;]wFLGL 5IZI:yFTL	Cumulative position as on 31-3-2016 #!v#v!s ;]wFLGL 5IZI:yFTL	During 2016-17 Z_!s v!9 NZdIFG	Cumulative position as on 31-3-2017 #!v#v!9 ;]wFLGL 5IZI:yFTL
1	2	3a	3b	3c	4a	4b	4c	5a	5b	5c
12	Palej 5F,[H	15.821	0.000	15.821	30	0	30	0	0	0
13	Atali Kelodra (HQ) V8F,L S,FNZF sCFp;LlUf	6.880	0.510	7.390	0	0	0	0	0	0
14	Valia JF,LIF	10.622	0.000	10.622	0	0	0	0	0	0
15	Valia (Kondh) JF,LIF sSMWf	13.517	0.000	13.517	0	0	0	0	0	0
16	Valia (Water) JF,LIF sJM8Zf	0.000	0.000	0.000	0	0	0	0	0	0
17	Valia (Dodwada) JF,LIF s0Mg0JF0Ff	1.796	0.000	1.796	0	0	0	0	0	0
18	Vagra(Mini) JFUZF sDLGLf	0.060	0.000	0.060	0	0	0	0	0	0
19	Bharuch E-R	6.450	0.000	6.450	114	0	114	82	0	82
20	Kanerao SG[ZFJ	0.000	0.000	0.000	0	0	0	0	0	0
21	Naldhari G,WZL	0.000	0.000	0.000	0	0	0	0	0	0
22	Nabipur GFAL5]Z	1.284	0.000	1.284	0	0	0	0	0	0
23	Pansoli 5FG;M,L	0.000	0.000	0.000	0	0	0	0	0	0
24	Pilodra 5L,]gN=F	0.000	0.000	0.000	0	0	0	0	0	0
25	Hansot CF,M8	0.614	0.000	0.614	0	0	0	0	0	0
26	Jambusar HVA];Z	0.223	0.000	0.223	3	0	3	0	0	0
27	Dungari 0]UZL	1.775	0.000	1.775	0	0	0	0	0	0
28	Saykha सयक्या	119.760	4.083	123.843	0	0	0	0	0	0

Sr. No. S/D G/P	Name of the District/ Estate IH<,FqJ;FCTG}\ GFD	Land Allotment (Lakh Sq. Mtr.)			SHED ALLOTMENT (NO.)			HOUSING QUARTERS ALLOTMENT (NO.)		
		HDLG OF/J6L s,FB RMPDLPf			X[0 OF/J6L sGPF			ZC[6FIS OF/J6L sgFPf		
		Cumulative position as on 31-3-2016 #lv#v!s ;]wFLGL 5IZl:yFTL	During 2016-17 Z !sv!9 NZdIFG	Cumulative position as on 31-3-2017 #lv#v!9 ;]wFLGL 5IZl:yFTL	Cumulative position as on 31-3-2016 #lv#v!s ;]wFLGL 5IZl:yFTL	During 2016-17 Z !sv!9 NZdIFG	Cumulative position as on 31-3-2017 #lv#v!9 ;]wFLGL 5IZl:yFTL	Cumulative position as on 31-3-2016 #lv#v!s ;]wFLGL 5IZl:yFTL	During 2016-17 Z !sv!9 NZdIFG	Cumulative position as on 31-3-2017 #lv#v!9 ;]wFLGL 5IZl:yFTL
1	2	3a	3b	3c	4a	4b	4c	5a	5b	5c
28	District Total: Sj,	963.761	10.100	973.861	1053	0	1053	2306	0	2306
VI	NARMADA DISTRICT GD"NF IH<,M									
1	Rajpipla I ZFH5L5/Fv!	1.283	0.000	1.283	8	0	8	0	0	0
2	Rajpipla II ZFH5L5/FvZ	0.843	0.000	0.843	0	0	0	0	0	0
3	Tilakwada IT,SJF0F	0.752	0.000	0.752	0	0	0	0	0	0
4	Dediapada O[0LIF5F0F	0.123	0.000	0.123	0	0	0	0	0	0
5	Sagbara ;FUAFZF	0.157	0.000	0.157	0	0	0	0	0	0
5	District Total: Sj,	3.158	0.000	3.158	8	0	8	0	0	0
VII	SURAT DISTRICT ;]ZT IH<,M									
1	Ichhapore-Bhatpore .rKF5MZvEF85MZ	34.465	0.0000	34.465	85	0	85	0	0	0
2	Ichhapore-Bhatpore(IOC) .rKF5MZvEF85MZ sVF.VM;Lf	4.000	0.000	4.000	0	0	0	0	0	0
3	Hazira(GSPCL)/Ichhapore- Bhatpore (GAIL) CHLZF sHLV[;5L;LV[,fq .rKF5MZvEF85MZ sHLV[VF.V[,f	3.780	0.000	3.780	0	0	0	0	0	0
4	Hazira(Reliance) /HWP CHLZFsZL,Fig;fqV[RP0A<]P5LP	43.750	0.000	43.750	0	0	0	0	0	0
5	Hazira CHLZF	15.251	0.118	15.369	0	0	0	0	0	0
6	Sachin ;RLG	71.228	0.0195	71.248	584	0	584	46	0	46



Sr. No. S/D G/P	Name of the District/ Estate IH<,FqJ;FCTG)\ GFD	Land Allotment (Lakh Sq. Mtr.)			SHED ALLOTMENT (NO.)			HOUSING QUARTERS ALLOTMENT (NO.)		
		HDLG OF/J6L s,FB RMPDLPf			X[0 OF/J6L sGPF			ZC[6FIS OF/JF6L sgFPf		
		Cumulative position as on 31-3-2016 #lv#v!s ;]wFLGL 5IZl:yFTL	During 2016-17 Z_!sv!9 NZdIFG	Cumulative position as on 31-3-2017 #lv#v!9 ;]wFLGL 5IZl:yFTL	Cumulative position as on 31-3-2016 #lv#v!s ;]wFLGL 5IZl:yFTL	During 2016-17 Z_!sv!9 NZdIFG	Cumulative position as on 31-3-2017 #lv#v!9 ;]wFLGL 5IZl:yFTL	Cumulative position as on 31-3-2016 #lv#v!s ;]wFLGL 5IZl:yFTL	During 2016-17 Z_!sv!9 NZdIFG	Cumulative position as on 31-3-2017 #lv#v!9 ;]wFLGL 5IZl:yFTL
1	2	3a	3b	3c	4a	4b	4c	5a	5b	5c
7	Pandesara 5F0[;ZF	17.412	0.064	17.476	261	0	261	640	0	640
8	Doswada (Songadth) OM;JF0F	16.514	0.000	16.514	10	0	10	0	0	0
9	Sachin Appr.park ;RLG V[5[Z, 5FS"	2.113	0.000	2.113	0	0	0	0	0	0
10	Katargam STFZUFD	2.790	0.000	2.790	833	0	833	36	0	36
11	Olpad VM,5F0	2.963	0.000	2.963	7	0	7	0	0	0
12	Gaviar-Magdalla U[JLIZvDUN<,F	0.000	0.000	0.000	0	0	0	0	0	0
13	Nizar GLhZ	0.562	0.000	0.562	0	0	0	0	0	0
14	Mahuva DC]JF	0.000	0.000	0.000	0	0	0	0	0	0
15	Bardoli AFZ0M,L	0.394	0.000	0.394	24	0	24	0	0	0
16	Khatodara B8MNZF	0.210	0.000	0.210	99	0	99	12	0	12
17	Valod JF,MN	0.113	0.000	0.113	0	0	0	0	0	0
17	* District Total: * S],	215.545	0.202	215.747	1903	0	1903	734	0	734
VIII	NAVSARI DISTRICT GJ;FZL IH<,M									
1	Navsari GJ;FZL	3.741	0.000	3.741	69	0	69	113	0	113
2	Bilimora AL,LDMZF	3.540	0.000	3.540	103	0	103	35	0	35

Sr. No. S/D G/P	Name of the District/ Estate IH<,FqJ;FCTG)\ GFD	Land Allotment (Lakh Sq. Mtr.)			SHED ALLOTMENT (NO.)			HOUSING QUARTERS ALLOTMENT (NO.)		
		HDLG OF/J6L s,FB RMPDLPf			X[0 OF/J6L sGPf			ZC[6FIS OF/JF6L sgFPf		
		Cumulative position as on 31-3-2016 #lv#v!s ;]wFLGL 5IZl:yFTL	During 2016-17 Z !s v!9 NZdIFG	Cumulative position as on 31-3-2017 #lv#v!9 ;]wFLGL 5IZl:yFTL	Cumulative position as on 31-3-2016 #lv#v!s ;]wFLGL 5IZl:yFTL	During 2016-17 Z !s v!9 NZdIFG	Cumulative position as on 31-3-2017 #lv#v!9 ;]wFLGL 5IZl:yFTL	Cumulative position as on 31-3-2016 #lv#v!s ;]wFLGL 5IZl:yFTL	During 2016-17 Z !s v!9 NZdIFG	Cumulative position as on 31-3-2017 #lv#v!9 ;]wFLGL 5IZl:yFTL
1	2	3a	3b	3c	4a	4b	4c	5a	5b	5c
3	Unai pGF.	0.133	0.000	0.133	0	0	0	0	0	0
3	* District Total: * S],	7.414	0.000	7.414	172	0	172	148	0	148
IX	VALSAD DISTRICT J,;F0 IH<,M									
1	Vapi JF5L	87.046	0.000	87.046	935	0	935	3562	0	3562
2	Sarigam ;ZLUFD	20.428	1.444	21.872	259	0	259	409	0	409
3	Umergam pDZUFD	25.800	0.000	25.800	621	0	621	1094	0	1094
4	Valsad J,;F0	8.597	0.000	8.597	176	0	176	311	0	311
5	Bhilad EL,F0	6.338	0.000	6.338	0	0	0	0	0	0
6	Dharampur-II WZD5]ZvZ	0.000	0.000	0.000	0	0	0	0	0	0
7	Pardi 5FZ0L	1.878	0.000	1.878	103	0	103	6	0	6
8	Dungra(Garment Zone) 0]UZF sUFZD[g8 hMGf	0.071	0.000	0.071	0	0	0	0	0	0
8	District Total: S],	150.158	1.444	151.602	2094	0	2094	5382	0	5382
X	Gandhinagar District UFWLGUIZ IH<,M									
1	Gandhinagar-I UFWLGUIZv!	3.041	0.000	3.041	54	0	54	0	0	0
2	Gandhinagar-II UFWLGUIZvZ	15.579	0.0000	15.5790	113	0	113	192	0	192

Sr. No. S/D G/P	Name of the District/ Estate IH<,FqJ;FCTG)\ GFD	Land Allotment (Lakh Sq. Mtr.)			SHED ALLOTMENT (NO.)			HOUSING QUARTERS ALLOTMENT (NO.)		
		HDLG OF/J6L s,FB RMPDLPf			X[0 OF/J6L sGPf			ZC[6FIS OF/jF6L sgFPf		
		Cumulative position as on 31-3-2016 #lv#v!s ;]wFLGL 5IZI:yFTL	During 2016-17 Z_!sv!9 NZdIFG	Cumulative position as on 31-3-2017 #lv#v!9 ;]wFLGL 5IZI:yFTL	Cumulative position as on 31-3-2016 #lv#v!s ;]wFLGL 5IZI:yFTL	During 2016-17 Z_!sv!9 NZdIFG	Cumulative position as on 31-3-2017 #lv#v!9 ;]wFLGL 5IZI:yFTL	Cumulative position as on 31-3-2016 #lv#v!s ;]wFLGL 5IZI:yFTL	During 2016-17 Z_!sv!9 NZdIFG	Cumulative position as on 31-3-2017 #lv#v!9 ;]wFLGL 5IZI:yFTL
1	2	3a	3b	3c	4a	4b	4c	5a	5b	5c
3	Establishment of SEZ adjoining to G'nager Electronics Estate. UFWLGUIZ .,[8=MIGS J;FCTDFI ;[h G]\ HM0F6P	1.972	0.053	2.025	0	0	0	0	0	0
4	Gandhinagar I.T. Park UFWLGUIZ	0.090	0.000	0.090	0	0	0	0	0	0
5	Bhat EF8	2.495	0.000	2.495	0	0	0	0	0	0
6	Bhat International Convention & Exhibition Centre EF8 >g8ZG[XG, SgJ[gXG VG[ 5]NX"G ;[g8Z	0.000	0.000	0.000	0	0	0	0	0	0
7	Mansa DF6;F	1.184	0.000	1.184	30	0	30	0	0	0
8	Dehgam NC[UFD	1.451	0.000	1.451	20	0	20	0	0	0
9	Chiloda IR,M0F	0.000	0.000	0.000	0	0	0	0	0	0
9	District Total: SJ,	25.812	0.053	25.865	217	0	217	192	0	192
XI	Patan DISTRICT 5F86 IH<,M									
1	Sidhpur I;wW5]Z	2.984	0.000	2.984	0	0	0	0	0	0
2	Radhanpur ZFWG5]Z	2.302	0.000	2.302	0	0	0	0	0	0
3	Lanva (Ch) તાલુકા	0.000	0.000	0.000	0	0	0	0	0	0
4	Chanasma RF6:DF	1.315	0.000	1.315	20	0	20	0	0	0

Sr. No. S/D G/P	Name of the District/ Estate IH<,FqJ;FCTG)\ GFD	Land Allotment (Lakh Sq. Mtr.)			SHED ALLOTMENT (NO.)			HOUSING QUARTERS ALLOTMENT (NO.)		
		HDLG OF/J6L s,FB RMPDLPf			X[0 OF/J6L sGPF			ZC[6FIS OF/J6L sgFPf		
		Cumulative position as on 31-3-2016 #lv#v!s ;]wFLGL 5IZI:yFTL	During 2016-17 Z !s v!9 NZdIFG	Cumulative position as on 31-3-2017 #lv#v!9 ;]wFLGL 5IZI:yFTL	Cumulative position as on 31-3-2016 #lv#v!s ;]wFLGL 5IZI:yFTL	During 2016-17 Z !s v!9 NZdIFG	Cumulative position as on 31-3-2017 #lv#v!9 ;]wFLGL 5IZI:yFTL	Cumulative position as on 31-3-2016 #lv#v!s ;]wFLGL 5IZI:yFTL	During 2016-17 Z !s v!9 NZdIFG	Cumulative position as on 31-3-2017 #lv#v!9 ;]wFLGL 5IZI:yFTL
1	2	3a	3b	3c	4a	4b	4c	5a	5b	5c
5	Patan 5F86	0.477	0.000	<b>0.477</b>	16	0	<b>16</b>	0	0	<b>0</b>
6	Balisana AF,L;6F	0.496	0.000	<b>0.496</b>	0	0	<b>0</b>	0	0	<b>0</b>
6	* District Total: * S],	<b>7.574</b>	<b>0.000</b>	<b>7.574</b>	<b>36</b>	<b>0</b>	<b>36</b>	<b>0</b>	<b>0</b>	<b>0</b>
XII	MEHSANA DISTRICT DC[;F6F IH<,M									
1	Mehsana-I DC[;F6Fv!	2.763	0.015	<b>2.778</b>	132	0	<b>132</b>	26	0	<b>26</b>
2	Mehsana-II DC[;F6FvZ	8.007	0.000	<b>8.007</b>	110	0	<b>110</b>	2	0	<b>2</b>
3	Kadi S0L	6.293	0.000	<b>6.293</b>	34	0	<b>34</b>	0	0	<b>0</b>
4	Gozaria UMhFZLIF	1.151	0.000	<b>1.151</b>	10	0	<b>10</b>	0	0	<b>0</b>
5	Ranasan Z6F;6	3.122	0.000	<b>3.122</b>	0	0	<b>0</b>	0	0	<b>0</b>
6	Kheralu B[ZF,]	0.901	0.000	<b>0.901</b>	5	0	<b>5</b>	0	0	<b>0</b>
7	Visnagar IJ;GUZ	1.376	0.000	<b>1.376</b>	32	0	<b>32</b>	0	0	<b>0</b>
8	Kukarwada S]SZJF0F	0.490	0.000	<b>0.490</b>	10	0	<b>10</b>	0	0	<b>0</b>
9	Jantral H+F,	0.000	0.000	<b>0.000</b>	0	0	<b>0</b>	0	0	<b>0</b>
10	Chhatral K+F,	13.218	0.020	<b>13.238</b>	140	0	<b>140</b>	89	0	<b>89</b>
11	Kalol S,M,	4.402	0.012	<b>4.414</b>	116	0	<b>116</b>	70	0	<b>70</b>

Sr. No. S/D G/P	Name of the District/ Estate IH<,FqJ;FCTG)\ GFD	Land Allotment (Lakh Sq. Mtr.)			SHED ALLOTMENT (NO.)			HOUSING QUARTERS ALLOTMENT (NO.)		
		HDLG OF/J6L s,FB RMPDLPf			X[0 OF/J6L sG/Pf			ZC[6FIS OF/JF6L sgFPf		
		Cumulative position as on 31-3-2016 #lv#v!s ;]wFLGL 5IZl:yFTL	During 2016-17 Z !s v!9 NZdIFG	Cumulative position as on 31-3-2017 #lv#v!9 ;]wFLGL 5IZl:yFTL	Cumulative position as on 31-3-2016 #lv#v!s ;]wFLGL 5IZl:yFTL	During 2016-17 Z !s v!9 NZdIFG	Cumulative position as on 31-3-2017 #lv#v!9 ;]wFLGL 5IZl:yFTL	Cumulative position as on 31-3-2016 #lv#v!s ;]wFLGL 5IZl:yFTL	During 2016-17 Z !s v!9 NZdIFG	Cumulative position as on 31-3-2017 #lv#v!9 ;]wFLGL 5IZl:yFTL
1	2	3a	3b	3c	4a	4b	4c	5a	5b	5c
12	IFFCO .OSM	9.700	0.000	9.700	0	0	0	0	0	0
13	IFFCO HOUS. .OSM sCFp;LUf	2.200	0.000	2.200	0	0	0	0	0	0
14	Gozaria (As is where is basis ) **	4.770	0.000	4.770	0	0	0	0	0	0
14	* District Total: * S],	58.393	0.046	58.439	589	0	589	187	0	187
XIII	BANASKANTHA DISTRICT AGF;SF9F IH<,M									
1	Chandisar R0L;Z	4.568	0.000	4.568	27	0	27	0	0	0
2	Deodar NLIMNZ	0.426	0.000	0.426	0	0	0	0	0	0
3	Deesa 0L;F	1.009	0.000	1.009	20	0	20	0	0	0
4	Palanpur 5F,G5]Z	0.500	0.000	0.500	57	0	57	0	0	0
5	Ambaji - I V\AFHLv!	0.570	0.000	0.570	7	0	7	0	0	0
6	Sihori (Kankrej) IXCMZL sSFsZ[Hf	0.110	0.000	0.110	0	0	0	0	0	0
6	* District Total: * S],	7.183	0.000	7.183	111	0	111	0	0	0
XIV	SABARKANTHA DISTRICT ;FAZSF9F IH<,M									
1	Talod T,MN	1.868	0.000	1.868	10	0	10	0	0	0
2	Himatnagar ICDTGUZ	2.140	0.000	2.140	34	0	34	0	0	0

Sr. No. S/D G/P	Name of the District/ Estate IH<,FqJ;FCTG] GFD	Land Allotment (Lakh Sq. Mtr.)			SHED ALLOTMENT (NO.)			HOUSING QUARTERS ALLOTMENT (NO.)		
		HDLG OF/J6L s,FB RMPDLPf			X[0 OF/J6L sGPF			ZC[6FIS OF/JF6L sgFPf		
		Cumulative position as on 31-3-2016 #lv#v!s ;]wFLGL 5IZI:yFTL	During 2016-17 Z !sv!9 NZdIFG	Cumulative position as on 31-3-2017 #lv#v!9 ;]wFLGL 5IZI:yFTL	Cumulative position as on 31-3-2016 #lv#v!s ;]wFLGL 5IZI:yFTL	During 2016-17 Z !sv!9 NZdIFG	Cumulative position as on 31-3-2017 #lv#v!9 ;]wFLGL 5IZI:yFTL	Cumulative position as on 31-3-2016 #lv#v!s ;]wFLGL 5IZI:yFTL	During 2016-17 Z !sv!9 NZdIFG	Cumulative position as on 31-3-2017 #lv#v!9 ;]wFLGL 5IZI:yFTL
1	2	3a	3b	3c	4a	4b	4c	5a	5b	5c
3	Modasa DM0F;F	1.379	0.000	1.379	17	0	17	0	0	0
4	Wankaner (Bhiloda) JFISFG[Z sEL,M0Ff	1.238	0.000	1.238	0	0	0	0	0	0
5	Idar .0Z	0.230	0.000	0.230	10	0	10	0	0	0
6	Malpur DF,5JZ	0.060	0.000	0.060	9	0	9	0	0	0
6	* District Total: *S],	6.915	0.000	6.915	80	0	80	0	0	0
XV	PANCHMAHAL DISTRICT 5RDCF, IH<,M									
1	Halol CF,M,	41.730	0.000	41.730	168	0	168	91	0	91
2	Halol Expansion CF,M, વિસ્તરણ	16.2660	1.310	17.576	0	0	0	0	0	0
3	Kalol SF,M,	6.2690	0.000	6.269	64	0	64	166	0	166
4	Godhra UMWZF	1.5400	0.000	1.540	69	0	69	0	0	0
5	Shahera XC[ZF	0.0000	0.000	0.000	0	0	0	0	0	0
6	Jambughoda HFAJWM0F	0.0700	0.000	0.070	6	0	6	0	0	0
6	* District Total: * S],	65.875	1.310	67.185	307	0	307	257	0	257
XVI	DAHOD DISTRICT IH<,M									
1	Dahod - I NFCMNv!	0.320	0.000	0.320	16	0	16	0	0	0

Sr. No. S/D G/P	Name of the District/ Estate IH<,FqJ;FCTG]\ GFD	Land Allotment (Lakh Sq. Mtr.)			SHED ALLOTMENT (NO.)			HOUSING QUARTERS ALLOTMENT (NO.)		
		HDLG OF/J6L s,FB RMPDLPf			X[0 OF/J6L sG\PF			ZC[6FS OF/jf6L sgFPf		
		Cumulative position as on 31-3-2016 #!v#v!s ;]wFLGL 5IZI:yFTL	During 2016-17 Z_!sv!9 NZdIFG	Cumulative position as on 31-3-2017 #!v#v!9 ;]wFLGL 5IZI:yFTL	Cumulative position as on 31-3-2016 #!v#v!s ;]wFLGL 5IZI:yFTL	During 2016-17 Z_!sv!9 NZdIFG	Cumulative position as on 31-3-2017 #!v#v!9 ;]wFLGL 5IZI:yFTL	Cumulative position as on 31-3-2016 #!v#v!s ;]wFLGL 5IZI:yFTL	During 2016-17 Z_!sv!9 NZdIFG	Cumulative position as on 31-3-2017 #!v#v!9 ;]wFLGL 5IZI:yFTL
1	2	3a	3b	3c	4a	4b	4c	5a	5b	5c
2	Dahod - II NFCMNV!	6.458	0.000	6.458	0	0	0	0	0	0
3	Devgadhbaria N]JU-AFZLIF	0.416	0.000	0.416	0	0	0	0	0	0
3	* District Total: * S],	7.194	0.000	7.194	16	0	16	0	0	0
XVII	SURENDRANAGAR DISTRICT ;]Z[gN=GUZ IH<,M									
1	Surenranagar ;]Z[gN=GUZ	12.306	0.000	12.306	184	0	184	152	0	152
2	Dhrangadhra W]FUW]F	0.829	0.000	0.829	12	0	12	0	0	0
3	Limbdi ,LVA0L	1.689	0.000	1.689	4	0	4	0	0	0
4	Thangadh YFGU-	0.640	0.000	0.640	16	0	16	0	0	0
5	Halvad C/JN	0.745	0.000	0.745	0	0	0	0	0	0
6	Lakhtar ,BTZ	0.243	0.000	0.243	0	0	0	0	0	0
7	Chotila RM8L,F	0.083	0.010	0.093	5	0	5	0	0	0
8	Sayla ;FI,F	0.078	0.000	0.078	0	0	0	0	0	0
9	Bamanbore AFD6AMZ	3.443	0.000	3.443	40	0	40	0	0	0
8	* District Total: * S],	20.056	0.010	20.066	261	0	261	152	0	152
XVIII	RAJKOT DISTRICT 2]88]2 IH<,M									

Sr. No. S/D G/P	Name of the District/ Estate IH<,FqJ;FCTG)\ GFD	Land Allotment (Lakh Sq. Mtr.)			SHED ALLOTMENT (NO.)			HOUSING QUARTERS ALLOTMENT (NO.)		
		HDLG OF/J6L s,FB RMPDLPf			X[0 OF/J6L sGPF			ZC[6FIS OF/JF6L sgFPf		
		Cumulative position as on 31-3-2016 #!v#!s ;]wFLGL 5IZI:yFTL	During 2016-17 Z_!sv!9 NZdIFG	Cumulative position as on 31-3-2017 #!v#!9 ;]wFLGL 5IZI:yFTL	Cumulative position as on 31-3-2016 #!v#!s ;]wFLGL 5IZI:yFTL	During 2016-17 Z_!sv!9 NZdIFG	Cumulative position as on 31-3-2017 #!v#!9 ;]wFLGL 5IZI:yFTL	Cumulative position as on 31-3-2016 #!v#!s ;]wFLGL 5IZI:yFTL	During 2016-17 Z_!sv!9 NZdIFG	Cumulative position as on 31-3-2017 #!v#!9 ;]wFLGL 5IZI:yFTL
1	2	3a	3b	3c	4a	4b	4c	5a	5b	5c
1	Lodhika .MWLSF	34.454	0.000	<b>34.454</b>	20	0	<b>20</b>	0	0	<b>0</b>
2	Aji VFHL	6.393	0.005	<b>6.398</b>	274	0	<b>274</b>	0	0	<b>0</b>
3	Kuwadva S]J0JF	4.715	0.000	<b>4.715</b>	0	0	<b>0</b>	0	0	<b>0</b>
4	Gondal - I UM0,v!	1.051	0.000	<b>1.051</b>	29	0	<b>29</b>	0	0	<b>0</b>
5	Gondal - II UM0,vZ	2.484	0.000	<b>2.484</b>	10	0	<b>10</b>	0	0	<b>0</b>
6	Dhoraji WMZFHL	1.319	0.000	<b>1.319</b>	0	0	<b>0</b>	0	0	<b>0</b>
7	Jetpur H[T5]Z	0.971	0.000	<b>0.971</b>	0	0	<b>0</b>	0	0	<b>0</b>
8	Bhaktinagar EISTGUZ	0.540	0.000	<b>0.540</b>	142	0	<b>142</b>	0	0	<b>0</b>
9	Jasdan H;N6	0.478	0.000	<b>0.478</b>	11	0	<b>11</b>	0	0	<b>0</b>
10	Upleta p5,[8F	0.410	0.000	<b>0.410</b>	0	0	<b>0</b>	0	0	<b>0</b>
11	Paddhari 50WZL	0.756	0.000	<b>0.756</b>	6	0	<b>6</b>	0	0	<b>0</b>
12	Kotda-Sangani SM80F ;FUF6L	0.000	0.000	<b>0.000</b>	0	0	<b>0</b>	0	0	<b>0</b>
12	* District Total: * S]	<b>53.571</b>	<b>0.005</b>	<b>53.576</b>	<b>492</b>	<b>0</b>	<b>492</b>	<b>0</b>	<b>0</b>	<b>0</b>
XIX	<b>BHAVNAGAR DISTRICT</b> <b>EFJGUZ IH&lt;.M</b>									
1	Chitra IR+F	11.725	0.060	<b>11.785</b>	242	0	<b>242</b>	172	0	<b>172</b>
2	Vartej JZT[H	5.948	0.011	<b>5.959</b>	0	0	<b>0</b>	0	0	<b>0</b>
3	Alang V,U	0.000	0.000	<b>0.000</b>	0	0	<b>0</b>	0	0	<b>0</b>
4	Shihor - I IXCMZv!	0.800	0.000	<b>0.800</b>	10	0	<b>10</b>	0	0	<b>0</b>



Sr. No. S/D G/P	Name of the District/ Estate IH<,FqJ;FCTG] GFD	Land Allotment (Lakh Sq. Mtr.)			SHED ALLOTMENT (NO.)			HOUSING QUARTERS ALLOTMENT (NO.)		
		HDLG OF/J6L s,FB RMPDLPf			X[0 OF/J6L sGPF			ZC[6FIS OF/JF6L sgFPf		
		Cumulative position as on 31-3-2016 #lv#v!s ;]wFLGL 5IZl:yFTL	During 2016-17 Z_!sv!9 NZdIFG	Cumulative position as on 31-3-2017 #lv#v!9 ;]wFLGL 5IZl:yFTL	Cumulative position as on 31-3-2016 #lv#v!s ;]wFLGL 5IZl:yFTL	During 2016-17 Z_!sv!9 NZdIFG	Cumulative position as on 31-3-2017 #lv#v!9 ;]wFLGL 5IZl:yFTL	Cumulative position as on 31-3-2016 #lv#v!s ;]wFLGL 5IZl:yFTL	During 2016-17 Z_!sv!9 NZdIFG	Cumulative position as on 31-3-2017 #lv#v!9 ;]wFLGL 5IZl:yFTL
1	2	3a	3b	3c	4a	4b	4c	5a	5b	5c
5	Shihor - II IXCMZvZ	1.618	0.000	1.618	19	0	19	0	0	0
6	Mahuva DC]JF	1.447	0.000	1.447	27	0	27	1	0	1
7	Palitana 5F,LTF6F	0.864	0.000	0.864	0	0	0	0	0	0
8	Vithalwadi IJ9',JF0L	0.630	0.000	0.630	36	0	36	0	0	0
9	Botad AM8FN	0.502	0.000	0.502	0	0	0	0	0	0
10	Dhasa (Gadhada) -;F sU-0Ff	0.080	0.000	0.080	7	0	7	0	0	0
11	Vallabhipur J<,EL5]Z	0.071	0.000	0.071	8	0	8	0	0	0
11	* District Total: * S],	23.685	0.071	23.756	349	0	349	173	0	173
XX	AMRELI DISTRICT VDZ[,L IH<,M									
1	Amreli VDZ[,L	0.930	0.000	0.930	69	0	69	0	0	0
2	Damnagar NFDGUZ	0.542	0.000	0.542	8	0	8	0	0	0
3	Babra AFAZF	1.339	0.000	1.339	0	0	0	0	0	0
4	Babra (Diamond) AFAZF s0FID\0f	0.729	0.000	0.729	0	0	0	0	0	0
5	Rajula ZFH],F	0.051	0.000	0.051	0	0	0	0	0	0
6	Liliya ,L,LIF	0.085	0.000	0.085	7	0	7	0	0	0

Sr. No. S/D G/P	Name of the District/ Estate IH<,FqJ;FCTG] GFD	Land Allotment (Lakh Sq. Mtr.)			SHED ALLOTMENT (NO.)			HOUSING QUARTERS ALLOTMENT (NO.)		
		HDLG OF/J6L s,FB RMPDLPf			X[0 OF/J6L sGPF			ZC[6FIS OF/J6L sgFPf		
		Cumulative position as on 31-3-2016 #lv#v!s ;]wFLGL 5IZl:yFTL	During 2016-17 Z !s v!9 NZdIFG	Cumulative position as on 31-3-2017 #lv#v!9 ;]wFLGL 5IZl:yFTL	Cumulative position as on 31-3-2016 #lv#v!s ;]wFLGL 5IZl:yFTL	During 2016-17 Z !s v!9 NZdIFG	Cumulative position as on 31-3-2017 #lv#v!9 ;]wFLGL 5IZl:yFTL	Cumulative position as on 31-3-2016 #lv#v!s ;]wFLGL 5IZl:yFTL	During 2016-17 Z !s v!9 NZdIFG	Cumulative position as on 31-3-2017 #lv#v!9 ;]wFLGL 5IZl:yFTL
1	2	3a	3b	3c	4a	4b	4c	5a	5b	5c
7	Jafrabad HFOZFAN	0.063	0.000	0.063	7	0	7	0	0	0
7	* District Total: * S],	3.739	0.000	3.739	91	0	91	0	0	0
XXI	JUNAGADH DISTRICT H]GFU- IH<,M									
1	Junagadh - I H]GFU-v!	1.186	0.000	1.186	52	0	52	0	0	0
2	Junagadh - II H]GFU-vZ	5.991	0.000	5.991	30	0	30	0	0	0
3	Sil XL,	1.056	0.000	1.056	0	0	0	0	0	0
4	Visavadar IJ;FJNZ	0.100	0.000	0.100	7	0	7	0	0	0
4	* District Total: * S],	8.333	0.000	8.333	89	0	89	0	0	0
XXII	GIR SOMNATH DISTRICT ગીર સોમનાથ IH<,M									
1	Veraval J[ZFJ/	5.239	0.000	5.239	10	0	10	36	0	36
2	Sutrapada ;]+F5F0F	0.000	0.000	0.000	0	0	0	0	0	0
2	* District Total * S],	5.239	0.000	5.239	10	0	10	36	0	36
XXIII	PORBANDAR DISTRICT 5MZAINZ IH<,M									
1	Porbandar 5MZAINZ	13.898	0.000	13.898	61	0	61	32	0	32
2	Vanana JGF6F	4.657	0.000	4.657	0	0	0	0	0	0

Sr. No. S/D G/P	Name of the District/ Estate IH<,FqJ;FCTG] GFD	Land Allotment (Lakh Sq. Mtr.)			SHED ALLOTMENT (NO.)			HOUSING QUARTERS ALLOTMENT (NO.)		
		HDLG OF/J6L s,FB RMPDLPf			X[0 OF/J6L sGPf			ZC[6FIS OF/J6L sgFPf		
		Cumulative position as on 31-3-2016 #!v#v!s ;]wFLGL 5IZl:yFTL	During 2016-17 Z !s v!9 NZdIFG	Cumulative position as on 31-3-2017 #!v#v!9 ;]wFLGL 5IZl:yFTL	Cumulative position as on 31-3-2016 #!v#v!s ;]wFLGL 5IZl:yFTL	During 2016-17 Z !s v!9 NZdIFG	Cumulative position as on 31-3-2017 #!v#v!9 ;]wFLGL 5IZl:yFTL	Cumulative position as on 31-3-2016 #!v#v!s ;]wFLGL 5IZl:yFTL	During 2016-17 Z !s v!9 NZdIFG	Cumulative position as on 31-3-2017 #!v#v!9 ;]wFLGL 5IZl:yFTL
1	2	3a	3b	3c	4a	4b	4c	5a	5b	5c
3	Miyani DLIF6L	0.000	0.000	0.000	0	0	0	0	0	0
3	* District Total * S],	18.555	0.000	18.555	61	0	61	32	0	32
XXIV	JAMNAGAR DISTRICT HFDGUZ IH<,M									
1	Jamnagar - I HFDGUZv!	3.802	0.004	3.806	378	0	378	58	0	58
2	Jamnagar - II HFDGUZvZ	6.949	0.000	6.949	91	0	91	8	0	8
3	Jamnagar-II (Housing) HFDGUZvZ	2.538	0.023	2.561	0	0	0	0	0	0
4	Jamnagar-III HFDGUZv#	11.773	0.014	11.787	0	0	0	0	0	0
5	Arambhada -I VFZE0F	0.572	0.000	0.572	10	0	10	0	0	0
6	Arambhada -II VFZE0F	1.263	0.000	1.263	0	0	0	0	0	0
7	Jamkhambhalia HFDB\EF/LIF	0.673	0.000	0.673	4	0	4	0	0	0
8	Bhanvad EF6J0	0.245	0.022	0.267	0	0	0	0	0	0
9	Dhrol (Mini) W]M, sDLGLf	0.083	0.000	0.083	7	0	7	0	0	0
10	Bhatia (Kalyanpur) EF8LIF sS<-lF65]Zf	0.082	0.000	0.082	7	0	7	0	0	0
10	* District Total: * S],	27.980	0.063	28.043	497	0	497	66	0	66
XXV	KUTCH DISTRICT SrK IH<,M									

Sr. No. S/D G/P	Name of the District/ Estate IH<,FqJ;FCTG)\ GFD	Land Allotment (Lakh Sq. Mtr.)			SHED ALLOTMENT (NO.)			HOUSING QUARTERS ALLOTMENT (NO.)		
		HDLG OF/J6L s,FB RMPDLPf			X[0 OF/J6L sGPF			ZC[6FIS OF/J6L sgFPf		
		Cumulative position as on 31-3-2016 #lv#v!s ;]wFLGL 5IZI:yFTL	During 2016-17 Z !s v!9 NZdIFG	Cumulative position as on 31-3-2017 #lv#v!9 ;]wFLGL 5IZI:yFTL	Cumulative position as on 31-3-2016 #lv#v!s ;]wFLGL 5IZI:yFTL	During 2016-17 Z !s v!9 NZdIFG	Cumulative position as on 31-3-2017 #lv#v!9 ;]wFLGL 5IZI:yFTL	Cumulative position as on 31-3-2016 #lv#v!s ;]wFLGL 5IZI:yFTL	During 2016-17 Z !s v!9 NZdIFG	Cumulative position as on 31-3-2017 #lv#v!9 ;]wFLGL 5IZI:yFTL
1	2	3a	3b	3c	4a	4b	4c	5a	5b	5c
1	Gandhidham - I UFWLWFDv!	0.696	0.000	<b>0.696</b>	52	0	<b>52</b>	0	0	<b>0</b>
2	Mithi Rohar DL9L ZMCZ	11.012	0.000	<b>11.012</b>	0	0	<b>0</b>	0	0	<b>0</b>
3	Dhrub W A	3.461	0.000	<b>3.461</b>	0	0	<b>0</b>	0	0	<b>0</b>
4	Anjar V\HFZ	1.471	0.000	<b>1.471</b>	0	0	<b>0</b>	0	0	<b>0</b>
5	Mandvi DF\OJL	1.340	0.000	<b>1.340</b>	30	0	<b>30</b>	0	0	<b>0</b>
6	Bhuj E H	1.950	0.000	<b>1.950</b>	46	0	<b>46</b>	0	0	<b>0</b>
7	Bhuj-II (Nagor) E HvZ sGFUMZf	0.446	0.000	<b>0.446</b>	30	0	<b>30</b>	0	0	<b>0</b>
8	Rapar (Makhel) ZF5Z sDFB[,f	0.605	0.000	<b>0.605</b>	0	0	<b>0</b>	0	0	<b>0</b>
9	Nakhatrana GB+F6F	0.364	0.000	<b>0.364</b>	0	0	<b>0</b>	0	0	<b>0</b>
10	Madhapur DFWF5]Z	0.130	0.000	<b>0.130</b>	4	0	<b>4</b>	0	0	<b>0</b>
11	Mundra (Mini) D]gN=F sDLGLf	0.100	0.000	<b>0.100</b>	7	0	<b>7</b>	0	0	<b>0</b>
11	* District Total: * S],	<b>21.575</b>	<b>0.000</b>	<b>21.575</b>	<b>169</b>	<b>0</b>	<b>169</b>	<b>0</b>	<b>0</b>	<b>0</b>
XXVI	MORBI DISTRICT મોરબી IH<,M									
1	Wankaner JF\SFG[Z	1.822	0.000	<b>1.822</b>	0	0	<b>0</b>	0	0	<b>0</b>
2	Wankaner-II (Vaghasia) JF\SFG[ZvZ sJU;LIFf	2.002	0.000	<b>2.002</b>	8	0	<b>8</b>	0	0	<b>0</b>

Sr. No. S/D G/P	Name of the District/ Estate IH<,FqJ;FCTG)\ GFD	Land Allotment (Lakh Sq. Mtr.)			SHED ALLOTMENT (NO.)			HOUSING QUARTERS ALLOTMENT (NO.)		
		HDLG OF/J6L s,FB RMPDLPf			X[0 OF/J6L sG\PF			ZC[6F\S OF/J6L sgFPf		
		Cumulative position as on 31-3-2016 #!v#v!s ;]wFLGL 5IZl:yFTL	During 2016-17 Z_!sv!9 NZdIFG	Cumulative position as on 31-3-2017 #!v#v!9 ;]wFLGL 5IZl:yFTL	Cumulative position as on 31-3-2016 #!v#v!s ;]wFLGL 5IZl:yFTL	During 2016-17 Z_!sv!9 NZdIFG	Cumulative position as on 31-3-2017 #!v#v!9 ;]wFLGL 5IZl:yFTL	Cumulative position as on 31-3-2016 #!v#v!s ;]wFLGL 5IZl:yFTL	During 2016-17 Z_!sv!9 NZdIFG	Cumulative position as on 31-3-2017 #!v#v!9 ;]wFLGL 5IZl:yFTL
1	2	3a	3b	3c	4a	4b	4c	5a	5b	5c
3	Morbi DMZAL	0.713	0.000	0.713	110	0	110	0	0	0
4	Rafaleshwar (Morbi - II) ZOF/[ JZ sDMZALvZf	2.901	0.008	2.909	0	0	0	0	0	0
5	Malia (Mota Dahisara) DF,LIF sDM8F NCL;ZFf	0.123	0.000	0.123	0	0	0	0	0	0
5	* District Total: * S],	7.561	0.008	7.569	118	0	118	0	0	0
	*GRAND-TOTAL: *S],	2120.578	18.866	2139.444	12150	0	12150	12019	0	12019

## Statement No. - 8

## PROGRESSIVE EXPENDITURE IN GIDC ESTATES (Rs. In Lakhs)

5+Sv(  
HLVF.0L;L J;FCTMDF\ V[SI+T BR"

Sr. No. S/D G/P	Name of the District/ Estate IH<,FqJ;FCTG]\ GFD	Progressive Expenditure upto 31-3-2016 #!v#vZ_!&;]WLG M V[SINZ BR"	Expenditure during 2016-17 Z_!&v!9 NZdIFG YI[, BR"	Progressive Expenditure upto 31-3-2017 #!v#vZ_!9 ;]WLG M V[SINZ BR"
1	2	3	4	5
1	AHMEDABAD DISTRICT VDNFJFN IH<,M			
1	Vatwa J8JF	2201.13	4.60	2205.73
2	Kathwada S9JF0F	3940.46	-19.52	3920.94
3	Naroda GZM0F	917.69	-5.94	911.75
4	Odhav VM-J	721.07	0.99	722.06
5	Kerala S[Z,F	767.87	-6.42	761.45
6	Viramgam IJZDUFD	117.42	0.00	117.42
7	Dhandhuka WW]SF	148.52	0.24	148.76
8	Dholka WM/SF	77.55	0.00	77.55
9	Dehgam NC[UFD	25.07	0.00	25.07
10	Zone 'D' hMG c0Lc	17.49	0.00	17.49
11	Vani J6L	6.98	0.00	6.98
12	Sanand(Mini) ;F6\N sDLGLf	1.55	-0.13	1.42
13	Apparel Park (Ahmedabad) V[5Z[, 5FS" sVDNFJFNf	278.60	1.29	279.89
14	Thaltej Y,T[H	0.04	0.00	0.04
15	Chharodi KFZM0L	202233.95	0.00	202233.95
16	Ambica Mill Apperal Park VIASF DL, V[5[Z, 5FS"	771.62	0.00	771.62
17	Bharat Suryodaya Mill EFZT ;]IM"NI DL,	617.94	0.00	617.94
18	Jakhwada HBJF0F	0.04	0.00	0.04

Sr. No. S/D G/P	Name of the District/ Estate IH<,FqJ;FCTG\ GFD	Progressive Expenditure upto 31-3-2016 #!v#vZ_!&;]WLG M V[SINZ BR"	Expenditure during 2016-17 Z_!&v!9 NZdIFG YI[, BR"	Progressive Expenditure upto 31-3-2017 #!v#vZ_!9 ;]WLG M V[SINZ BR"
1	2	3	4	5
19	Sanathal ;GFY,	0.41	0.00	0.41
20	Sanand-Nano ;F6\N	2337.17	0.00	2337.17
21	Sanand-GIDC ;F6\N	1645.31	0.00	1645.31
22	Sanand-II ;F6\N-II	184576.46	1673.67	186250.13
23	Mandal મંડલ	22171.57	1262.87	23434.44
24	Vasana-Chacharwadi વાસના -ચાચાર્વાડી	0.96	0.00	0.96
	District Total: S],	423576.87	2911.65	426488.52
II	KHEDA DISTRICT B[0F IH<,M			
1	Nadiad-I & II GIOIFN	111.56	0.20	111.76
2	Matar DFTZ	210.34	1.08	211.42
3	Thasara 9F;ZF	28.97	0.00	28.97
4	Balasinor AF,FI;GMZ	16.65	0.00	16.65
5	Kapadwanj S50J\H	12.53	0.00	12.53
	District Total: S],	380.05	1.28	381.33
III	ANAND DISTRICT VF6\N IH<,M			
1	V.U.Nagar JLPIJPGUZ	703.95	0.82	704.77
2	Khambhat BEFT	212.17	-0.31	211.86
3	Sojitra ;MHL+F	123.41	0.94	124.35
4	Umreth pDZ[9	41.64	0.00	41.64
5	Borsad AMZ;N	105.83	0.39	106.22
6	Petlad 5[8, FN	20.85	0.00	20.85

Sr. No. S/D G/P	Name of the District/ Estate IH<,FqJ;FCTG)\ GFD	Progressive Expenditure upto 31-3-2016 #!v#vZ_!&;]WLG M V[SINZ BR"	Expenditure during 2016-17 Z_!&v!9 NZdIFG YI[, BR"	Progressive Expenditure upto 31-3-2017 #!v#vZ_!9 ;]WLG M V[SINZ BR"
1	2	3	4	5
7	Karamsad SZD;N	38.46	0.00	38.46
8	Indranuj-(Tarapur)	0.00	188.05	188.05
	District Total : S],	1246.31	189.89	1436.20
IV	VADODARA DISTRICT J0MNZF IH<,M			
1	Savli ;FJ,L	18792.30	9.36	18801.66
2	Makarpura DSZ5]ZF	2262.43	74.97	2337.40
3	Waghodia JFWM0LIF	1169.62	-1.28	1168.34
4	Nandesari G\N[;ZL	480.91	0.00	480.91
5	Por Ramangamdi 5MZ ZD6UFD0L	538.06	0.00	538.06
6	P.C.C. 5LP;LP;LP	554.17	1.06	555.23
7	Ranoli(Autonagar) Z6M,L sVM8MGUZf	405.76	22.36	428.12
8	Kashipura (Akalbara) SFXL5]ZF sVS,AFZFf	199.56	0.00	199.56
9	Dabhoi OEM.	13.76	0.00	13.76
10	Koyli SMI,L	5.97	0.00	5.97
11	Dhanora WFGMZF	2.75	0.00	2.75
12	Padra 5FNZF	1.85	0.00	1.85
13	Sankheda ;\B[0F	1.64	0.00	1.64
14	Pavi-Jetpur(Jambugam) 5FJLvH[T5]Z sHA]UFDf	0.35	0.00	0.35
15	New Dhanora GJL WFGMZF	0.18	0.00	0.18
16	Karjan SZH6	0.12	0.00	0.12
17	E.C.P. .P;LP5LP	0.07	0.00	0.07



Sr. No. S/D G/P	Name of the District/ Estate IH<,FqJ;FCTG\ GFD	Progressive Expenditure upto 31-3-2016 #!v#vZ_!&;]WLG M V[SINZ BR"	Expenditure during 2016-17 Z_!&v!9 NZdIFG YI[, BR"	Progressive Expenditure upto 31-3-2017 #!v#vZ_!9 ;]WLG M V[SINZ BR"
1	2	3	4	5
18	Bodeli AM0[,L	0.01	0.00	0.01
19	Vadsar J0;Z	-395.08	0.00	-395.08
	District Total S],	24034.43	106.47	24140.90
V	<b>BHARUCH DISTRICT E~R IH&lt;,M</b>			
1	Dahej NC[H	396199.64	26410.69	422610.33
2	Jhagadia h30LIF	22519.57	311.28	22830.85
3	Vagra & Vilayat JFUZF VG[ IJ,FIT	9028.66	0.00	9028.66
4	Ankleshwar VS,[ JZ	21193.67	60.04	21253.71
5	Panoli 5FGM,L	7218.29	53.17	7271.46
6	IPCL (Gandhar Project) VF.5L;LV[, sU\WFZ IMHGff	937.32	0.00	937.32
7	Bharuch E~R	3439.08	2.05	3441.13
8	Valia JF,LIF	1432.25	0.52	1432.77
9	Palej 5F,[H	233.11	1.76	234.87
10	Kondh SM\-	105.20	0.00	105.20
11	Kosambdi SM;\A0L	63.87	0.00	63.87
12	Hansot CF\,M8	336.74	1.17	337.91
13	Dandwada NF\0JF0F	1.87	0.00	1.87
14	Jambusar HVA];Z	1.43	0.00	1.43
15	Dungari 0)\UZL	1.19	0.00	1.19
16	Rundh ~\-	0.01	0.00	0.01
17	Nabipur GAL5]Z	2.43	0.00	2.43

Sr. No. S/D G/P	Name of the District/ Estate IH<,FqJ;FCTG\] GFD	Progressive Expenditure upto 31-3-2016 #!v#vZ_!&;]WLG M V[SINZ BR"	Expenditure during 2016-17 Z_!&v!9 NZdIFG YI[, BR"	Progressive Expenditure upto 31-3-2017 #!v#vZ_!9 ;]WLG M V[SINZ BR"
1	2	3	4	5
18	Piludra 5L,]N=F	-2.60	0.00	-2.60
19	Saykha સલકયા	36957.07	1139.35	38096.42
	District Total S],	499668.80	27980.03	527648.83
VI	NARMADA DISTRICT GD"NF IH<,M			
1	Rajpipla ZFH5L5/F	10.82	-0.60	10.22
2	Tilakwada IT,SJF0F	25.19	1.15	26.34
3	Sagbara ;FUAFZF	0.32	0.00	0.32
4	Dediapada 0[0LIF5F0F	0.31	0.00	0.31
	District Total S],	36.64	0.55	37.19
VII	SURAT DISTRICT ;]ZT IH<,M			
1	Sachin ;RLG	3497.83	-0.49	3497.34
2	Ichhapore .rKF5MZ	11833.13	-1450.61	10382.52
3	Hazira CHLZF	3046.98	41.24	3088.22
4	Pandesara 5F0[;ZF	956.24	0.00	956.24
5	Katargam STFZUFD	570.66	0.00	570.66
6	Doswada 0M;JF0F	68.37	0.00	68.37
7	Khatodara B8MNZF	44.57	0.00	44.57
8	Surat ;]ZT	-55.13	4.63	-50.50
9	Olpad VM,5F0	15.87	0.00	15.87
10	Bardoli AFZ0M,L	8.04	0.00	8.04
11	Nizar GLhZ	255.44	8.10	263.54

Sr. No. S/D G/P	Name of the District/ Estate IH<,FqJ;FCTG\ GFD	Progressive Expenditure upto 31-3-2016 #!v#vZ_!&;]WLG M V[SINZ BR"	Expenditure during 2016-17 Z_!&v!9 NZdIFG YI[, BR"	Progressive Expenditure upto 31-3-2017 #!v#vZ_!9 ;]WLG M V[SINZ BR"
1	2	3	4	5
12	Vanz JFh	2.16	0.00	2.16
13	Gaviar-Magdalla U[ J LIZvDUN<,F	1810.60	43.93	1854.53
14	Mahuva DC]JF	0.46	0.00	0.46
15	Surat Apperal Park ;]ZT V[5[Z, 5FS"	857.95	0.00	857.95
16	Valod JF,MN	0.25	0.00	0.25
17	Ukai pSF.	0.03	0.00	0.03
18	Miyawadi મીયાવાડી	2392.98	193.29	2586.27
	District Total S],	25306.43	-1159.91	24146.52
VIII	NAVSARI DISTRICT GJ;FZL IH<,M			
1	Bilimora AL,LDMZF	188.71	0.00	188.71
2	Navsari GJ;FZL	153.02	0.00	153.02
3	Unai pGF.	1.90	0.00	1.90
	District Total S],	343.63	0.00	343.63
IX	VALSAD DISTRICT J,;F0 IH<,M			
1	Vapi JF5L	4709.44	17.44	4726.88
2	Sarigam ;ZLUFD	3771.76	0.00	3771.76
3	Umergam pDZUFD	1642.11	76.40	1718.51
4	Valsad J,;F0	558.86	-10.30	548.56
5	Pardi 5FZ0L	225.48	0.00	225.48
6	Varoli JZM,L	54.29	0.00	54.29
7	Dharampur WZD5]Z	801.88	435.72	1237.60

Sr. No. S/D G/P	Name of the District/ Estate IH<,FqJ;FCTG)\ GFD	Progressive Expenditure upto 31-3-2016 #!v#vZ_!&;]WLG M V[SINZ BR"	Expenditure during 2016-17 Z_!&v!9 NZdIFG YI[, BR"	Progressive Expenditure upto 31-3-2017 #!v#vZ_!9 ;]WLG M V[SINZ BR"
1	2	3	4	5
8	Bhilad EL,F0	5.64	0.00	5.64
9	Kalgam-Miroli સલગલમ-મીરોલી	1.10	0.00	1.10
	District Total S],	11770.56	519.26	12289.82
X	GANDHINAGAR DISTRICT UFWL GUZ IH<,M			
1	Chhatral K+F,	865.23	-7.69	857.54
2	Gandhinagar UFWL GUZ	5804.40	8.16	5812.56
3	Bhat EF8	1722.64	6.07	1728.71
4	Kalol (Saij) S,M, s; .Hf	276.42	1.92	278.34
5	Mansa DF6;F	75.14	0.37	75.51
6	IFFCO .OSM	66.98	0.00	66.98
7	Khakharia Tappa BFBZLIF 8%5F	1.44	0.00	1.44
8	Udyog Bhavan pnMU EJG	1.42	0.00	1.42
9	Vihar IJCFZ	0.01	0.00	0.01
10	Chiloda ચિલોડા	-19.14	0.00	-19.14
	District Total S],	8794.54	8.83	8803.37
XI	PATAN DISTRICT 5F86 IH<,M			
1	Chanasma RF6:DF	336.98	2.52	339.50
2	Radhanpur ZFWG5]Z	379.01	8.69	387.70
3	Sidhpur I;wW5]Z	410.59	0.21	410.80
4	Lanva(Ch) ,6JF	14.91	0.00	14.91
5	Patan 5F86	380.00	0.00	380.00

Sr. No. S/D G/P	Name of the District/ Estate IH<,FqJ;FCTG]\ GFD	Progressive Expenditure upto 31-3-2016 #!v#vZ_!&;]WLG M V[SINZ BR"	Expenditure during 2016-17 Z_!&v!& NZdIFG YI[, BR"	Progressive Expenditure upto 31-3-2017 #!v#vZ_!&;]WLG M V[SINZ BR"
1	2	3	4	5
6	Balisana AF,L;6F	4.11	0.00	4.11
7	Harij CFZLH	0.27	0.00	0.27
8	Sami ;DL	0.01	0.00	0.01
	* District Total * S],	1525.88	11.42	1537.30
XII	MEHSANA DISTRICT DC[;F6F IH<,M			
1	Mehsana - I & II DC[;F6Fv! VG[ Z	886.36	-1.56	884.80
2	Kadi S0L	50.46	92.80	143.26
3	Ranasan Z6F;6	205.12	0.00	205.12
4	Kheralu B[ZF,]	86.10	2.20	88.30
5	Gozaria UMhFZLIF	50.86	0.00	50.86
6	Visnagar IJ;GUZ	42.78	-0.58	42.20
7	Jantral H\+F,	8.44	0.00	8.44
8	Kukarwada S]SZJF0F	9.80	1.71	11.51
9	Amirghadh VDLZU-	332.79	0.00	332.79
10	Vijapur IJHF5]Z	5.51	0.00	5.51
11	Valam JF,D	0.01	0.00	0.01
12	Becharaji A[RZFHL	2054.83	447.55	2502.38
13	Aithor એઠેર	568.86	0.00	568.86
	* District Total * S],	4301.92	542.12	4844.04
XIII	BANASKANTHA DISTRICT AGF;SF9F IH<,M			
1	Chandisar R\0L;Z	147.27	0.46	147.73

Sr. No. S/D G/P	Name of the District/ Estate IH<,FqJ;FCTG]\ GFD	Progressive Expenditure upto 31-3-2016 #!v#vZ_!& ;]WLG M V[SINZ BR"	Expenditure during 2016-17 Z_!&v!& NZdIFG YI[, BR"	Progressive Expenditure upto 31-3-2017 #!v#vZ_!& ;]WLG M V[SINZ BR"
1	2	3	4	5
2	Palanpur 5F,G5]Z	37.14	0.00	37.14
3	Deodar NLIMNZ	113.34	0.00	113.34
4	Deesa 0L;F	13.71	0.00	13.71
5	Ambaji V\AFHL	6.67	0.00	6.67
6	Sihori (Kankrej) IXCMZL sSF\SZ[Hf	1.34	0.00	1.34
7	Danta NF\TF	0.40	0.00	0.40
8	Jalotra H,M+F	0.01	0.00	0.01
9	Tharad YZFN	0.01	0.00	0.01
10	Dhanera (Pathawada) WFG[Zf s5FYFJF0Ff	0.01	0.00	0.01
	* District Total * S],	319.90	0.46	320.36
XIV	<b>SABARKANTHA DISTRICT ;FAZSF\9F IH&lt;,M</b>			
1	Talod T,MN	538.95	0.00	538.95
2	Himatnagar ICDTGUZ	138.85	0.00	138.85
3	Bhiloda EL,M0F	85.16	0.00	85.16
4	Modasa DM0F;F	336.25	32.85	369.10
5	Wankaner (Bhiloda) JF\SFG[Z sEL,M0Ff	3.88	0.00	3.88
6	Idar .0Z	5.58	0.00	5.58
7	Malpur DF,5]Z	0.94	0.00	0.94
8	Meghraj D[WZH	0.51	0.00	0.51
9	Tajpur TFH5]Z	0.14	0.00	0.14
10	Vadali JOF,L	0.09	0.00	0.09

Sr. No. S/D G/P	Name of the District/ Estate IH<,FqJ;FCTG\ GFD	Progressive Expenditure upto 31-3-2016 #!v#vZ_!&;]WLG M V[SINZ BR"	Expenditure during 2016-17 Z_!&v!9 NZdIFG YI[, BR"	Progressive Expenditure upto 31-3-2017 #!v#vZ_!9 ;]WLG M V[SINZ BR"
1	2	3	4	5
	* District Total * S],	1110.35	32.85	1143.20
XV	PANCHMAHAL DISTRICT 5\RD CF, IH<,M			
1	Halol CF,M,	39872.59	3803.20	43675.79
2	Shahera XC[Z F	1070.57	24.46	1095.03
3	Kalol SF,M,	103.67	0.00	103.67
4	Godhra UMWZF	54.24	0.00	54.24
5	Jambughoda HF\A]WM0F	0.51	0.00	0.51
6	Sinor IXGMZ	0.13	0.00	0.13
7	Santrampur ;\TZFD5]Z	0.09	0.00	0.09
8	Kharedi BFZ[0L	0.02	0.00	0.02
	* District Total * S],	41101.82	3827.66	44929.48
XVI	DAHOD DISTRICT NFCMN IH<,M			
1	Dahod - II NFCMNvZ	328.95	-158.60	170.35
2	Devgadhbaria N[JU-AFZLIF	21.53	0.00	21.53
3	Asyadi VF;IFNL	15.44	0.00	15.44
4	Dahod - I NFCMNv!	7.40	0.00	7.40
	* District Total * S],	373.32	-158.60	214.72
XVII	SURENDRANAGAR DISTRICT ;]Z[gN=GUZ IH<,M			
1	SurenDRanagar ;]Z[gN=GUZ	551.46	0.00	551.46
2	Dhrangadhra W\F\UW\F	72.76	0.00	72.76
3	Bamanbore AFD6AMZ	80.57	0.00	80.57

Sr. No. S/D G/P	Name of the District/ Estate IH<,FqJ;FCTG\ GFD	Progressive Expenditure upto 31-3-2016 #!v#vZ_!&;]WLG M V[SINZ BR"	Expenditure during 2016-17 Z_!&v!9 NZdIFG YI[, BR"	Progressive Expenditure upto 31-3-2017 #!v#vZ_!9 ;]WLG M V[SINZ BR"
1	2	3	4	5
4	Halvad C/JN	30.51	0.00	30.51
5	Devpara N[J5ZF	0.01	0.00	0.01
6	Thangadh YFGU-	19.59	0.00	19.59
7	Limbdi ,LIA0L	34.62	0.00	34.62
8	Lakhtar ,BTZ	55.91	0.00	55.91
9	Sayla ;FI,F	1.19	0.00	1.19
10	Chotila RM8L,F	-0.63	0.00	-0.63
11	Vagadia JF30LIF	0.13	0.00	0.13
12	Charadva RZF0JF	0.04	0.00	0.04
13	Kharaghoda BFZFWM0F	0.02	0.00	0.02
14	Wadhwan J-JF6	-115.99	-2.02	-118.01
	* District Total * S],	730.19	-2.02	728.17
XVIII	RAJKOT DISTRICT ZFHSM8 IH<,M			
1	Lodhika ,MWLSF	8208.52	219.12	8427.64
2	Aji VFHL	654.75	1.63	656.38
3	Rafaleshwar (Morbi - II) ZOF/[ JZ sDMZALvZf	532.57	0.00	532.57
4	Gondal - II UM0,vZ	540.67	0.00	540.67
5	Kuwadva SJJ0JF	61.52	0.00	61.52
6	Bhaktinagar EISTGUZ	58.31	0.00	58.31
7	Morbi DMZAL	54.75	0.00	54.75
8	Rajkot ZFHSM8	51.19	295.65	346.84



Sr. No. S/D G/P	Name of the District/ Estate IH<,FqJ;FCTG\ GFD	Progressive Expenditure upto 31-3-2016 #!v#vZ_!&;]WLG M V[SINZ BR"	Expenditure during 2016-17 Z_!&v!9 NZdIFG YI[, BR"	Progressive Expenditure upto 31-3-2017 #!v#vZ_!9 ;]WLG M V[SINZ BR"
1	2	3	4	5
9	Wankaner JF\SFG[Z	19.69	0.00	19.69
10	Gondal - I UM\0,v!	217.17	0.00	217.17
11	Jetpur I & II H[T5]Z ! VG[ Z	19.49	0.00	19.49
12	Upleta p5,[8F	1233.07	39.94	1273.01
13	Dhoraji WMZFHL	167.65	0.73	168.38
14	Jasdani H;N6	7.93	0.00	7.93
15	Paddhari 50WZL	1.25	0.00	1.25
16	Kotda-Sangani SM80F ;F\UF6L	1.41	0.00	1.41
17	Vaghasia JWF;LIF	218.60	0.00	218.60
18	Pardi Kangasia 5FZ0L SF\U;LIF	0.20	0.00	0.20
19	Maliya (Miyana) DF,LIF sDLIF6Ff	0.16	0.00	0.16
20	Luntawadar ,]]\8FJNZ	0.44	0.00	0.44
21	Kalawad s\ell\cs	4787.22	564.45	5351.67
22	Chhatar-Mitana	0.00	482.65	482.65
	* District Total * S],	16836.56	1604.17	18440.73
XIX	BHAVNAGAR DISTRICT EFJGUZ IH<,M			
1	Vartej JZT[H	863.42	0.00	863.42
2	Chitra IR+F	500.71	0.00	500.71
3	Shihor IXCMZ	56.43	0.00	56.43
4	Palitana 5F,LTF6F	52.16	0.00	52.16
5	Alang V,\U	48.79	0.00	48.79
6	Vithalwadi IJ9',JF0L	24.96	0.00	24.96

Sr. No. S/D G/P	Name of the District/ Estate IH<,FqJ;FCTG\ GFD	Progressive Expenditure upto 31-3-2016 #!v#vZ_!&;]WLG M V[SINZ BR"	Expenditure during 2016-17 Z_!&v!9 NZdIFG YI[, BR"	Progressive Expenditure upto 31-3-2017 #!v#vZ_!9 ;]WLG M V[SINZ BR"
1	2	3	4	5
7	Botad AM8FN	17.79	0.00	17.79
8	Mahuva DC]JF	15.13	-123.40	-108.27
9	Vallabhipur J<,EL5]Z	-1.71	0.00	-1.71
10	Dhasa (Gadhada) -;F sU-0Ff	1.57	0.00	1.57
11	Gariadhar UFZLIFWFZ	0.51	0.00	0.51
12	Umrala pDZF/F	0.05	0.00	0.05
13	Positra 5M;L+F	0.01	0.00	0.01
14	BHAVNAGAR-Jangir EFJGUZvHHLZ	16.14	0.00	16.14
	* District Total * S],	1595.96	-123.40	1472.56
XX	AMRELI DISTRICT VDZ[,L IH<,M			
1	Babra- I & II AFAZF ! VG[ Z	91.36	0.00	91.36
2	Amreli VDZ[,L	47.08	0.00	47.08
3	Damnagar NFDGUZ	25.27	0.00	25.27
4	Rajula ZFH],F	6.59	0.00	6.59
5	Liliya ,L,LIF	2.19	0.00	2.19
6	Jafrabad HFOZF AFN	0.94	0.00	0.94
7	Khambha BF\EF	0.09	0.00	0.09
8	Savarkundla ;FJZS]0,F	0.08	0.00	0.08
	* District Total * S],	173.60	0.00	173.60
XXI	JUNAGADH DISTRICT H]GFU- IH<,M			
1	Junagadh- I & II H]GFU- ! VG[ Z	376.73	0.00	376.73

Sr. No. S/D G/P	Name of the District/ Estate IH<,FqJ;FCTG\ GFD	Progressive Expenditure upto 31-3-2016 #!v#vZ_!&;]WLG M V[SINZ BR"	Expenditure during 2016-17 Z_!&v!9 NZdIFG YI[, BR"	Progressive Expenditure upto 31-3-2017 #!v#vZ_!9 ;]WLG M V[SINZ BR"
1	2	3	4	5
2	Veraval J[ZFJ/	144.14	0.00	144.14
3	Sutrapada ;]+F5F0F	59.55	0.00	59.55
4	Sil XL,	66.47	0.00	66.47
5	Visavadar IJ;FJNZ	0.31	0.00	0.31
6	Kodinar SM0LGFZ	0.02	0.00	0.02
7	Una pGF	0.01	0.00	0.01
	* District Total * S],	647.23	0.00	647.23
XXII	PORBANDAR DISTRICT 5MZANZ IH<,M			
1	Porbandar 5MZANZ	433.01	0.00	433.01
2	Vanana JGF6F	104.11	0.00	104.11
3	Miyani DLIF6L	54.33	0.00	54.33
	* District Total * S],	591.45	0.00	591.45
XXIII	JAMNAGAR DISTRICT HFDGUZ IH<,M			
1	Jamnagar -I & II HFDGUZv! VG[ Z	25756.58	174.89	25931.47
2	Jamkhabhalia HFDB\EF/LIF	98.28	0.00	98.28
3	Arambhada -I & II VFZ\E0F	51.65	0.00	51.65
4	Bhanvad EF6J0	121.79	1.37	123.16
5	Bhatia (Kalyanpur) EF8LIF sS<IF65]Zf	0.78	0.00	0.78
6	Khavdi BFJ0L	1.41	0.00	1.41
7	Dhrol W M,	-0.22	0.00	-0.22
8	Jamjodhpur HFDHMW5]Z	0.43	0.00	0.43

Sr. No. S/D G/P	Name of the District/ Estate IH<,FqJ;FCTG\ GFD	Progressive Expenditure upto 31-3-2016 #!v#vZ_!&;]WLG M V[SINZ BR"	Expenditure during 2016-17 Z_!&v!9 NZdIFG YI[, BR"	Progressive Expenditure upto 31-3-2017 #!v#vZ_!9 ;]WLG M V[SINZ BR"
1	2	3	4	5
	* District Total * S],	26030.70	176.26	26206.96
XXIV	KUTCH DISTRICT SrK IH<,M			
1	Mithi Rohar DL9L ZMCZ	1246.83	0.00	1246.83
2	Mundra D]gN=F	2.09	0.00	2.09
3	Bhuj E]H	90.31	-7.84	82.47
4	Mandvi DF\0JL	162.98	-2.16	160.82
5	Anjar VHFZ	12355.82	15418.15	27773.97
6	Dhrub W A	234.08	65.91	299.99
7	Nagor GFUMZ	154.21	0.00	154.21
8	Gandhidham UFWLWFD	1194.67	0.00	1194.67
9	Makhel DFB[,	294.18	40.78	334.96
10	K.F.T.Z. S[PV[OP8LPh[0P	5.06	0.00	5.06
11	Madhapur DFWF5]Z	2.48	0.00	2.48
12	Nakhatrana GB+F6F	141.62	2.81	144.43
13	Bhachau ERFp	91.02	0.00	91.02
14	Looni ,]6L	0.32	0.00	0.32
15	Shekhadiya ;[B0LIF	0.17	0.00	0.17
16	Naliya G,LIF	0.16	0.00	0.16
17	Gorsama UMZ;DF	0.13	0.00	0.13
18	Sadad ;NF0	0.06	0.00	0.06

Sr. No. S/D G/P	Name of the District/ Estate IH<,FqJ;FCTG]\ GFD	Progressive Expenditure upto 31-3-2016 #!v#vZ_!&;]WLG M V[S\NZ BR"	Expenditure during 2016-17 Z_!&v!9 NZdIFG YI[, BR"	Progressive Expenditure upto 31-3-2017 #!v#vZ_!9 ;]WLG M V[S\NZ BR"
1	2	3	4	5
19	Gudala U]0F,F	-1.89	0.00	-1.89
20	Moti-Cherai મોટી - ચેરાઈ	0.14	0.00	0.14
	* District Total * S],	15974.44	15517.65	31492.09
	* GRAND TOTAL * S], ;ZJF/M	1106471.58	51986.62	1158458.20

## Statement No. - 9

Expenditure components in the year 2016-2017  
5+Sv)

Z\_!&amp;v!9 JQF" NZdIFG BR"

Rs. In Lakhs

Sr. No.	Head	Expenditure upto 2015-16	Expenditure during 2016-17	Expenditure upto 2016-17
S/D G/P	;NZ	Z_!5v!&;]WLG M BR"	Z_!&v!9 NZdIFG BR"	Z_!&v!9 ;]WLG M BR"
1	2	3	4	5
I	Land Acquisition HDLG ;5FNG	772774.07	16826.18	789600.25
II	Land Development HDLG IJF;			
1	S&D V[P VG[ OLP	929.65	202.47	1132.12
2	Road Z:TF	161236.66	3287.57	164524.23
3	Water supply 5F6L	109187.31	17136.41	126323.72
4	Drainage U8Z	32607.13	12390.68	44997.81
5	Street Light e182	2166.50	161.43	2327.93
6	Power JLH/L	0.00	0.00	0.00
7	Building DSFG	13904.82	312.76	14217.58
8	Govt Estate ;ZSFZL J;FCT	6.88	0.00	6.88
9	Womens Park	0.00	1407.61	1407.61
10	MSME Park	0.00	323.95	323.95
	<b>* Sub Total *</b> S],	<b>320038.95</b>	<b>35222.88</b>	<b>355261.83</b>
III	Construction Activities AFWSFD 5J'IT			
1	Factory Shed O[S8ZL X[0	11022.68	-58.71	10963.97
2	Worker Quarters VFJF;	2634.68	-3.73	2630.95
3	Rural Workshop ~Z, JS"XM5	1.20	0.00	1.20
	<b>* Sub - Total *</b> S],	<b>13658.56</b>	<b>-62.44</b>	<b>13596.12</b>

	<b>* Grand Total *</b> <b>S], ;ZJF/M</b>	<b>1106471.58</b>	<b>51986.62</b>	<b>1158458.20</b>
--	---	-------------------	-----------------	-------------------

Statement - 10.  
DEVELOPMENT OF AMENITIES & FACILITIES IN VARIOUS ESTATES AS ON 31-3-2017



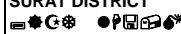

5+Sv!\_  
#lv#vZ\_૧૭ GF VIT[ IJlJW J;FCTMDF ;]IJWF VG[ ;J,TMGM IJSF;

Sr. No. S/D G/P	Name of the District/ Estate IH<,FqJ;FCTG)\ GFD	P. O. 5M:8 VMO L;	Tel. Exch. 8[,LP V[S;R]	Telex 8[,1F	Police Chowky 5M,L; RMSL	ESI/ Hospital/ Disp. .V[:VF.	School XF/F	Hotel CM8[,	Canteen S[g8LG	Cinema I;G[DF	Bank A[gS	Shopping Centre XM5LU ;:g8Z	Trans./ Messenger Serv. 8=G;qD[:;gH	Godown UM0FpG	Community Hall SMDl]GL8L CM,	Office Bldg. VMOL; AL<0L\	Fire Fight. Serv. VluG	I.T.I VF.8LVF .	Petrol Pump 5[8=M, 5\5	Garden AULRF
I	AHMEDABAD DISTRICT																			
1	Naroda GZM0F	1	1	0	1	1	1	0	31	0	1	1	1	27	1	1	1	1	1	1
2	Odhav VM-J	1	1	0	1	1	1	0	41	1	1	1	1	20	1	1	0	1	0	1
3	Vatwa J8JF	1	1	1	1	0	0	0	91	0	1	0	1	22	1	1	0	1	0	1
4	Dholka WM/SF	0	0	0	0	0	0	0	1	0	0	0	0	0	0	1	0	0	0	0
5	Kerala S[Z,F	0	0	0	0	0	0	0	0	0	0	0	0	0	0	0	0	0	0	0
6	Kathwada 86qlst	0	0	0	0	0	0	0	0	0	0	0	0	1	0	0	0	0	0	0
	<b>* District Total: S],</b>	<b>3</b>	<b>3</b>	<b>1</b>	<b>3</b>	<b>2</b>	<b>2</b>	<b>0</b>	<b>164</b>	<b>1</b>	<b>3</b>	<b>2</b>	<b>3</b>	<b>70</b>	<b>3</b>	<b>4</b>	<b>1</b>	<b>3</b>	<b>1</b>	<b>3</b>
II	KHEDA DISTRICT																			
1	Nadiad GI0IFN	0	0	0	0	0	0	0	1	0	0	0	0	1	1	0	0	0	0	0
	<b>* District Total: S],</b>	<b>0</b>	<b>0</b>	<b>0</b>	<b>0</b>	<b>0</b>	<b>0</b>	<b>0</b>	<b>1</b>	<b>0</b>	<b>0</b>	<b>0</b>	<b>0</b>	<b>1</b>	<b>1</b>	<b>0</b>	<b>0</b>	<b>0</b>	<b>0</b>	<b>0</b>
III	ANAND DISTRICT																			
1	V.U.Nagar JLPijPGUZ	1	1	0	0	1	1	0	1	0	1	0	0	1	1	1	0	0	1	1
2	Khambhat B\EFT	0	0	0	0	0	0	0	0	0	0	0	0	1	0	0	0	0	0	0
	<b>* District Total: S],</b>	<b>1</b>	<b>1</b>	<b>0</b>	<b>0</b>	<b>1</b>	<b>1</b>	<b>0</b>	<b>1</b>	<b>0</b>	<b>1</b>	<b>0</b>	<b>0</b>	<b>2</b>	<b>1</b>	<b>1</b>	<b>0</b>	<b>0</b>	<b>1</b>	<b>1</b>
IV	VADODARA DISTRICT																			
1	Makarpura DSZ5]ZF	1	1	1	1	1	1	0	1	0	1	0	0	1	1	0	1	0	0	1
2	Nandesari G\N[:ZL	1	1	1	1	1	1	1	1	1	1	1	0	1	1	1	1	1	1	1
3	Waghodia JFWMOLIF	0	1	1	0	0	0	0	1	0	1	1	0	1	1	0	0	0	0	1
4	Ranoli Z6M,L	0	0	0	0	0	0	0	0	0	0	1	0	0	0	0	0	0	0	0
5	Por Ramangamdi 5MZ ZD6UFD0L	0	1	1	0	0	0	0	0	0	0	0	0	0	1	1	0	0	0	0
6	Savli ;FJ,L	0	1	1	0	0	0	0	0	0	0	0	0	0	0	1	0	0	0	0
7	P.C.C. 5LP;LP;LP	1	1	0	0	0	0	0	0	0	0	0	0	0	0	0	0	0	0	0
	<b>* District Total: S],</b>	<b>3</b>	<b>6</b>	<b>5</b>	<b>2</b>	<b>2</b>	<b>2</b>	<b>1</b>	<b>3</b>	<b>1</b>	<b>3</b>	<b>3</b>	<b>0</b>	<b>3</b>	<b>4</b>	<b>4</b>	<b>2</b>	<b>1</b>	<b>1</b>	<b>3</b>



**Statement. - 10.**  
**DEVELOPMENT OF AMENITIES & FACILITIES IN VARIOUS ESTATES AS ON 31- 3-2017**

5+Sv!\_  
 #lv#vZ\_૧૭ GF VT[ IJlJW J;FCTMDF ;]IJWF VG[ ;J,TMGM IJSF;

Sr. No. SJD GIP	Name of the District/ Estate IH<,FqJ;FCTG)\ GFD	P. O. 5M:8 VMO L;	Tel. Exch. 8[,LP V[S;R[	Telex 8[,1F	Police Chowky 5M,L; RMSL	ESI/ Hospital/ Disp. .V[:VF.	School XF/F	Hotel CM8[	Canteen S[g8LG	Cinema I;G[DF	Bank A[gS	Shopping Centre XM5LU ;[g8Z	Trans./ Messenger Serv. 8=G;qD[:[gH	Godown UM0FpG	Community Hall SMDl]GL8L CM,	Office Bldg. VMOL; AL<0L\	Fire Fight. Serv. VluG	I.T.I VF.8LVF .	Petrol Pump 5[8=M, 5\5	Garden AULRF
<b>V BHARUCH DISTRICT</b> 																				
1	Ankleshwar VS,[JZ	1	1	0	1	3	18	4	3	1	2	95	0	51	1	1	1	0	2	1
2	Panoli 5FGM,L	1	1	0	1	0	1	1	4	0	2	12	0	2	0	1	1	0	0	2
3	Bharuch E-R	0	0	0	0	0	1	1	4	0	1	8	0	12	1	0	0	0	0	0
4	Palej 5F,[H	0	0	0	0	0	0	1	0	0	0	0	0	6	0	0	0	0	0	0
5	Dahej NC[H	0	0	0	0	1	3	0	0	0	0	0	0	1	0	1	0	1	0	0
6	Vilayat IJ,FIT	0	0	0	0	0	0	0	0	0	0	0	0	0	0	0	0	0	0	0
7	Jhagadia h30LIF	0	1	0	1	0	0	0	0	0	1	0	0	0	0	0	0	0	0	0
	<b>*District Total: S],</b>	<b>2</b>	<b>3</b>	<b>0</b>	<b>3</b>	<b>4</b>	<b>23</b>	<b>7</b>	<b>11</b>	<b>1</b>	<b>6</b>	<b>115</b>	<b>0</b>	<b>72</b>	<b>2</b>	<b>3</b>	<b>2</b>	<b>1</b>	<b>2</b>	<b>3</b>
<b>VI NARMADA DISTRICT</b> 																				
1	Rajpipla ZFH5L5/F	0	0	0	0	0	1	0	0	0	0	0	0	0	0	0	0	0	1	0
	<b>*District Total: S],</b>	<b>0</b>	<b>0</b>	<b>0</b>	<b>0</b>	<b>0</b>	<b>1</b>	<b>0</b>	<b>0</b>	<b>0</b>	<b>0</b>	<b>0</b>	<b>0</b>	<b>0</b>	<b>0</b>	<b>0</b>	<b>0</b>	<b>0</b>	<b>1</b>	<b>0</b>
<b>VII SURAT DISTRICT</b> 																				
1	Sachin ;RLG	0	1	0	0	1	0	0	1	0	1	1	1	1	1	0	1	0	0	0
2	Pandesara 5F\0[:ZF	1	1	0	1	1	1	0	1	0	1	1	1	1	1	1	1	1	1	1
3	Katargam STFZUFD	0	1	0	1	0	0	0	1	0	1	1	0	1	1	1	0	0	0	0
4	Bardoli AF20M,L	0	0	0	0	0	0	0	0	0	0	0	0	0	0	0	0	0	0	1
5	Ichhapore .rKF5MZ	0	0	0	0	0	0	0	0	0	0	0	0	0	0	0	0	1	1	1
	<b>*District Total: S],</b>	<b>1</b>	<b>3</b>	<b>0</b>	<b>2</b>	<b>2</b>	<b>1</b>	<b>0</b>	<b>3</b>	<b>0</b>	<b>3</b>	<b>3</b>	<b>2</b>	<b>3</b>	<b>3</b>	<b>2</b>	<b>2</b>	<b>2</b>	<b>2</b>	<b>3</b>
<b>VIII NAVSARI DISTRICT</b> 																				
1	Bilimora AL,LDMZF	0	0	0	0	0	0	0	0	0	1	0	0	6	1	0	0	1	2	0
2	Navsari GJ:FZL	0	0	0	1	0	0	0	0	0	1	0	0	6	1	0	0	0	0	1
3	Unai G\l\l	0	0	0	0	0	0	0	0	0	0	0	0	0	0	0	0	0	0	0
	<b>*District Total: S],</b>	<b>0</b>	<b>0</b>	<b>0</b>	<b>1</b>	<b>0</b>	<b>0</b>	<b>0</b>	<b>0</b>	<b>0</b>	<b>2</b>	<b>0</b>	<b>0</b>	<b>12</b>	<b>2</b>	<b>0</b>	<b>0</b>	<b>1</b>	<b>2</b>	<b>1</b>

Statement - 10.  
DEVELOPMENT OF AMENITIES & FACILITIES IN VARIOUS ESTATES AS ON 31- 3-2017

5+Sv!\_  
#lv#vZ\_૧૭ GF VT[ IJIJW J;FCTMDF ;]IJWF VG[ ;J,TMGM IJSF;

Sr. No. S/D GP	Name of the District/ Estate IH<,FqJ;FCTG)\ GFD	P. O. 5M:8 VMO L;	Tel. Exch. 8[,LP V[S;R]	Telex 8[,1F	Police Chowky 5M,L; RMSL	ESI/ Hospital/ Disp. .V[:VF.	School XF/F	Hotel CM8[,	Canteen S[g8LG	Cinema I;G[DF	Bank A[gS	Shopping Centre XM5LU ;:g8Z	Trans./ Messenger Serv. 8=G;qD[:;gH	Godown UM0FpG	Community Hall SMdI]GL8L CM,	Office Bldg. VMOL; AL<0L\	Fire Fight. Serv. VluG	I.T.I VF.8LVF .	Petrol Pump 5[8=M, 5\5	Garden AULRF
<b>IX</b> VALSAD DISTRICT વલસાડ જિલ્લો																				
1	Vapi JF5L	1	1	0	2	1	11	11	5	1	15	5	0	98	1	1	2	1	3	3
2	Pardi 5FZ0L	0	0	0	0	0	0	1	1	0	0	0	0	7	0	1	0	0	0	0
3	Valsad J.;F0	1	1	0	1	0	0	0	1	0	0	2	0	18	0	1	0	1	1	1
4	Umerngam pDZUFD	1	1	0	1	0	1	1	1	1	5	1	4	48	1	2	1	1	2	2
5	Sarigam :ZLUFD	0	1	0	1	0	0	0	0	0	0	1	2	23	1	1	1	1	0	1
6	Dungara ડુંગરા	0	0	0	0	0	0	0	0	0	0	0	0	0	0	0	0	0	0	0
<b>*District Total: S],</b>		<b>3</b>	<b>4</b>	<b>0</b>	<b>5</b>	<b>1</b>	<b>12</b>	<b>13</b>	<b>8</b>	<b>2</b>	<b>20</b>	<b>9</b>	<b>6</b>	<b>194</b>	<b>3</b>	<b>6</b>	<b>4</b>	<b>4</b>	<b>6</b>	<b>7</b>
<b>X</b> GANDHINAGAR DISTRICT ગાંધીનગર જિલ્લો																				
1	Gandhinagar-II UFWLUGUZv Z	0	0	0	0	0	3	3	1	0	4	8	0	0	1	2	0	0	0	0
2	Gandhinagar- I UFWLUGUZv !	0	0	0	0	0	0	0	0	0	1	0	0	0	1	0	0	0	0	0
3	ElectronicsSEZ Estate. વલસાડ સેઝ ઇસ્ટેટ	0	0	0	0	0	0	0	0	0	0	0	0	0	0	0	0	0	0	0
4	MEGA I.T. Park ઈ.ટી. પાર્ક	0	0	0	0	0	0	0	0	0	0	0	0	0	0	0	0	0	0	0
5	Bhat બટ	0	0	0	0	1	0	4	0	0	0	0	0	0	0	0	0	0	0	0
6	Mansa DF6;F	0	0	0	0	0	0	0	0	0	0	0	0	0	0	0	0	0	0	0
7	Dehgam NC[UFD	0	0	0	0	0	0	0	0	0	0	0	0	0	0	0	0	0	0	0
<b>*District Total: S],</b>		<b>0</b>	<b>0</b>	<b>0</b>	<b>0</b>	<b>1</b>	<b>3</b>	<b>7</b>	<b>1</b>	<b>0</b>	<b>5</b>	<b>8</b>	<b>0</b>	<b>0</b>	<b>2</b>	<b>2</b>	<b>0</b>	<b>0</b>	<b>0</b>	<b>0</b>
<b>XI</b> PATAN DISTRICT પાટણ જિલ્લો																				
1	Patan 5F86	0	0	0	0	0	0	1	0	0	0	0	0	0	1	0	0	0	0	0
2	Chanasma RF6;DF	0	0	0	0	0	0	0	1	0	0	0	0	0	0	0	0	1	0	0
3	Siddhpur સિદ્ધપુર	0	0	0	0	0	0	0	0	0	0	0	0	0	0	0	0	0	0	0
<b>* District Total: * S],</b>		<b>0</b>	<b>0</b>	<b>0</b>	<b>0</b>	<b>0</b>	<b>0</b>	<b>1</b>	<b>1</b>	<b>0</b>	<b>0</b>	<b>0</b>	<b>0</b>	<b>0</b>	<b>1</b>	<b>0</b>	<b>0</b>	<b>1</b>	<b>0</b>	<b>0</b>
<b>XII</b> MEHSANA DISTRICT મેહસાણા જિલ્લો																				

Statement - 10.  
DEVELOPMENT OF AMENITIES & FACILITIES IN VARIOUS ESTATES AS ON 31- 3-2017

5+Sv!\_  
#lv#vZ\_૧૭ GF VIT[ IJlJW J;FCTMDFA ;]IJWF VG[ ;J,TMGM IJSF;

Sr. No. S/D G/P	Name of the District/ Estate IH<,FqJ;FCTG)\ GFD	P. O. 5M:8 VMO L;	Tel. Exch. 8[,LP V[S;R]	Telex 8[,1F	Police Chowky 5M,L; RMSL	ESI/ Hospital/ Disp. .V[:VF.	School XF/F	Hotel CM8[,	Canteen S[g8LG	Cinema I;G[DF	Bank A[gS	Shopping Centre XM5LU ;[g8Z	Trans./ Messenger Serv. 8=G;qD[:[gH	Godown UM0FpG	Community Hall SMDl]GL8L CM,	Office Bldg. VMOL; AL<0L\	Fire Fight. Serv. VluG	I.T.I VF.8LVF .	Petrol Pump 5[8=M, 5\5	Garden AULRF
1	Mehsana-I DC[:F6Fv!	1	0	0	1	0	0	0	1	0	1	1	0	1	1	1	0	1	0	1
2	Mehsana-II DC[:F6FvZ	0	1	0	0	0	1	0	1	0	1	1	0	1	1	1	0	1	0	1
3	Visnagar IJ;GUZ	0	0	0	0	0	0	0	1	0	0	0	0	0	1	0	0	0	1	0
4	Kadi SOL	0	0	0	0	0	0	0	1	0	0	0	0	0	0	0	0	0	0	1
5	Kukarwada S]SZJF0F	0	0	0	0	0	0	0	0	0	0	0	0	0	1	0	0	0	0	0
6	Ranasan Z6F;6	0	0	0	0	0	0	0	0	0	0	0	0	0	0	0	0	0	0	0
7	Gozaria UMhFZLIF	0	0	0	0	0	0	0	0	0	0	0	0	0	1	0	0	0	0	0
8	Kheralu B[ZF.]	0	0	0	0	0	0	0	0	0	0	1	0	0	0	0	0	1	0	0
9	Chhatral K+F,	1	1	0	0	2	0	1	1	0	0	1	0	1	1	1	0	0	1	1
10	Kalol S,M,	1	0	0	0	0	0	0	1	0	0	0	0	0	1	1	0	0	0	1
	<b>* District Total: * S],</b>	<b>3</b>	<b>2</b>	<b>0</b>	<b>1</b>	<b>2</b>	<b>1</b>	<b>1</b>	<b>6</b>	<b>0</b>	<b>2</b>	<b>4</b>	<b>0</b>	<b>3</b>	<b>7</b>	<b>4</b>	<b>0</b>	<b>3</b>	<b>2</b>	<b>5</b>
<b>XIII</b>	<b>BANASKANTHA DISTRICT</b> જામનગર જિલ્લો																			
1	Palanpur 5F,G5]Z	0	0	0	0	0	0	0	1	0	0	1	0	0	0	0	0	0	0	0
2	Chandisar R0L;Z	0	1	0	0	0	0	0	1	0	0	0	0	0	0	0	0	0	0	0
3	Deodar ઈઝાદર	0	0	0	0	0	0	0	0	0	0	0	0	0	0	0	0	0	0	0
	<b>* District Total: * S],</b>	<b>0</b>	<b>1</b>	<b>0</b>	<b>0</b>	<b>0</b>	<b>0</b>	<b>0</b>	<b>2</b>	<b>0</b>	<b>0</b>	<b>1</b>	<b>0</b>	<b>0</b>	<b>0</b>	<b>0</b>	<b>0</b>	<b>0</b>	<b>0</b>	<b>0</b>
<b>XIV</b>	<b>SABARKANTHA DISTRICT</b> સાબરકાંઠા જિલ્લો																			
1	Himatnagar ICDTGUZ	0	0	0	0	0	0	0	1	1	0	0	0	1	1	1	0	1	1	1
2	Modasa DM0F;F	0	1	0	0	0	0	0	1	0	0	0	0	0	1	0	0	1	0	0
3	Idar .0Z	0	0	0	0	0	0	0	1	0	0	0	0	0	0	0	0	0	0	0
4	Talod તાલોદ	0	1	0	0	0	0	0	1	0	0	0	0	0	0	0	0	1	0	1
	<b>* District Total: * S],</b>	<b>0</b>	<b>2</b>	<b>0</b>	<b>0</b>	<b>0</b>	<b>0</b>	<b>0</b>	<b>4</b>	<b>1</b>	<b>0</b>	<b>0</b>	<b>0</b>	<b>1</b>	<b>2</b>	<b>1</b>	<b>0</b>	<b>3</b>	<b>1</b>	<b>2</b>
<b>XV</b>	<b>PANCHMAHAL DISTRICT</b> પાંચમાહલ જિલ્લો																			
1	Halol CF,M,	0	0	0	0	0	2	1	1	1	0	1	0	1	1	1	0	1	0	0

Statement - 10.  
DEVELOPMENT OF AMENITIES & FACILITIES IN VARIOUS ESTATES AS ON 31- 3-2017

5+Sv!\_  
#lv#vZ\_૧૭ GF VIT[ IJlJW J;FCTMDF ;]IJWF VG[ ;J,TMGM IJSF;

Sr. No. S/D G/P	Name of the District/ Estate IH<,FqJ;FCTG)\ GFD	P. O. 5M:8 VMO L;	Tel. Exch. 8[,LP V[S;R]	Telex 8[,1F	Police Chowky 5M,L; RMSL	ESI/ Hospital/ Disp. .V[:VF.	School XF/F	Hotel CM8[,	Canteen S[g8LG	Cinema I;G[DF	Bank A[gS	Shopping Centre XM5LU ;[g8Z	Trans./ Messenger Serv. 8=G;qD[:[gH	Godown UM0FpG	Community Hall SMDl][GL8L CM,	Office Bldg. VMOL; AL<0L\	Fire Fight. Serv. VluG	I.T.I VF.8LVF .	Petrol Pump 5[8=M, 5\5	Garden AULRF
2	Kalol SF,M,	0	1	0	0	0	0	0	1	0	0	1	0	1	1	1	0	1	0	0
3	Godhra UMWZF	0	0	0	0	0	0	0	0	0	0	0	0	0	1	0	0	0	0	0
	<b>* District Total: * S],</b>	<b>0</b>	<b>1</b>	<b>0</b>	<b>0</b>	<b>0</b>	<b>2</b>	<b>1</b>	<b>2</b>	<b>1</b>	<b>0</b>	<b>2</b>	<b>0</b>	<b>2</b>	<b>3</b>	<b>2</b>	<b>0</b>	<b>2</b>	<b>0</b>	<b>0</b>
<b>XVI</b>	<b>DAHOD DISTRICT</b>																			
1	Dahod - I NFCMNv!	0	0	0	0	0	0	0	0	0	0	0	0	0	1	0	0	0	0	0
	<b>* District Total: * S],</b>	<b>0</b>	<b>0</b>	<b>0</b>	<b>0</b>	<b>0</b>	<b>0</b>	<b>0</b>	<b>0</b>	<b>0</b>	<b>0</b>	<b>0</b>	<b>0</b>	<b>0</b>	<b>1</b>	<b>0</b>	<b>0</b>	<b>0</b>	<b>0</b>	<b>0</b>
<b>XVII</b>	<b>SURENDRANAGAR DISTRICT</b>																			
1	SurenDRanagar ;]Z[gN=GUZ	0	1	0	1	1	2	0	2	0	1	1	1	10	1	1	0	1	1	1
2	Bamanbore AFD6AMZ	0	0	0	0	0	0	0	0	0	0	0	0	0	0	0	0	0	0	0
	<b>* District Total: * S],</b>	<b>0</b>	<b>1</b>	<b>0</b>	<b>1</b>	<b>1</b>	<b>2</b>	<b>0</b>	<b>2</b>	<b>0</b>	<b>1</b>	<b>1</b>	<b>1</b>	<b>10</b>	<b>1</b>	<b>1</b>	<b>0</b>	<b>1</b>	<b>1</b>	<b>1</b>
<b>XVIII</b>	<b>RAJKOT DISTRICT</b>																			
1	Aji VFHL	1	0	0	0	1	0	0	1	0	0	0	0	1	0	0	0	0	0	0
2	Bhaktinagar EISTGUZ	0	0	0	0	0	0	0	1	0	1	0	0	0	0	0	0	1	0	1
3	Gondal - I UM0,v!	0	0	0	0	0	0	0	0	0	0	0	0	0	0	0	0	0	0	0
4	Jetpur H[T5]Z	0	0	0	0	0	0	0	0	0	0	0	0	0	0	0	0	0	1	0
5	Lodhika ,MWLSF	0	1	0	0	0	0	0	0	0	0	0	0	0	0	1	0	0	0	0
6	Morbi DMZAL	0	0	0	0	0	0	0	0	0	0	0	0	0	0	0	0	1	0	0
	<b>* District Total: * S],</b>	<b>1</b>	<b>1</b>	<b>0</b>	<b>0</b>	<b>1</b>	<b>0</b>	<b>0</b>	<b>2</b>	<b>0</b>	<b>1</b>	<b>0</b>	<b>0</b>	<b>1</b>	<b>0</b>	<b>1</b>	<b>0</b>	<b>2</b>	<b>1</b>	<b>1</b>
<b>XIX</b>	<b>BHAVNAGAR DISTRICT</b>																			
1	Vithalwadi IJ9',JFOL	0	0	0	0	0	0	0	0	0	0	0	0	16	0	1	0	0	1	0
2	Chitra IR+F	1	0	0	0	0	1	0	1	0	1	1	1	16	1	0	0	1	0	0
3	Mahuva DC]JF	0	0	0	0	0	0	0	0	0	0	0	0	0	1	0	0	0	0	0
4	Shihor - II IXCMZvZ	0	0	0	0	0	0	0	0	0	0	0	0	0	1	0	0	0	0	0





Statement. - 10.  
DEVELOPMENT OF AMENITIES & FACILITIES IN VARIOUS ESTATES AS ON 31- 3-2017

5+Sv!\_  
#lv#vZ\_१७ GF VIT[ IJIJW J;FCTMDFA ;]IJWF VG[ ;J,TMGM IJSF;

Sr. No.	Name of the District/ Estate	P. O.	Tel. Exch.	Telex	Police Chowky	ESI/ Hospital/ Disp.	School	Hotel	Canteen	Cinema	Bank	Shopping Centre	Trans./ Messenger Serv.	Godown	Community Hall	Office Bldg.	Fire Fight. Serv.	I.T.I	Petrol Pump	Garden
	* GRAND TOTAL	20	32	6	21	18	54	31	217	7	50	149	13	412	43	36	11	27	23	31





## Statement No.12

## DETAILS OF NOTIFIED AREA DECLARED UNDER "SEC-16: OF ACT 1962 AND ATE OF IMPOSITION OF TAX, ENHANCED TAX &amp; REVISED DRAFT TAX RULES FOR GIDC &amp; OTHER PUBLIC SECTOR AREAS (As on 31 - 03 - 2017)

5+SvIZ

HLVF.0L;L J;FCTMGL cclGIN"Q8 IJ:TFZcc TZLS[GL 5IZI:YIT sTFP #lv#vZ\_lgf

SR. NO. VG]P GP	NAME OF DISTRICT/ ESTATE IH<,FqJ;FCTG] \ GFD	Area (In Hectares) IJ:TFZ sC[S8ZDFf	NOTIFIED AREA - NOTIFICATION DATE. IGIN"Q8 IJ:TFZ HFC[Z SIF"GL GM8LOLS[XG TFZLB	CONSOLIDATED TAX - FINAL NOTIFICATION DATE (AT OLD RATES) ;SI,T J[ZM H]GF EFJ] VFBZL GM8LOLS[XG TFZLB	ENHANCED CONSOLIDATED TAX - FINAL NOTIFICATION DATE IGIN"Q8 IJ:TFZDF\ JWFZ[, EFJ] ;\SI,T J[ZM ,FU] SZJFGL GM8LOLS[XG	DATE OF REVISED DRAFT TAX NOTIFICATION ;]WFZ[, D];N'F~5 HFC[ZGFDFGL TFZLB
<b>I</b>	<b>ANAND</b> અણંદ					
1	V.U.Nagar JLP]PGUZ	<b>125.00</b>	06 - 05 - '75	28 - 08 - '81	05 - 02 - '98	31 - 08 - '05
1(a)	V.U.Nagar (Exp.) JLP]PGUZ sJ:TZ6f	<b>193.00</b>	05 - 08 - '97	Not Applicable	03 - 10 - '97	
2	Vasana (Borsad) JF;6F sAMZ;Nf	<b>19.00</b>	23 - 09 - '98	Not Applicable	05 - 12 - '98	31 - 08 - '05
<b>II</b>	<b>VADODARA</b> જોધપુર					
3	Nandesari GN];ZL	<b>230.00</b>	06 - 05 - '75	13 - 10 - '81	17 - 04 - '98	31 - 08 - '05
4	P.C.C. Area 5LP;LP;LPV[ZLIF	<b>1,345.00</b>	06 - 05 - '75	13 - 10 - '81	28 - 05 - '98	31 - 08 - '05
4(a)	P.C.C. Area (Exp.) 5LP;LP;LPV[ZLIF sJ:TZ6f		21 - 01 - '88	06 - 02 - '89	28 - 05 - '98	31 - 08 - '05
5	G.S.F.C. (Baroda) HLV];V[O;L sAZMOf	<b>323.00</b>	21 - 08 - '87	Not Applicable	27 - 05 - '98	31 - 08 - '05
6	Waghodia JF3MOLIF	<b>338.00</b>	28 - 06 - '98	Not Applicable	14 - 07 - '97	31 - 08 - '05
7	Por Ramangamdi 5MZ ZD6UFD0L	<b>134.63</b>	04 - 01 - '01	Not Applicable	14 - 03 - '01	31 - 08 - '05
8	Savli ;FJ,L	<b>832.75</b>	14 - 03 - '11			
<b>III</b>	<b>PANCHMAHAL</b> પાંચમાહલ					
9	Kalol (PMS) SF,M, s5LV[DV];f	<b>71.83</b>	07 - 09 - '93	Not Applicable	20 - 06 - '98	31 - 08 - '05
10	Halol CF,M,	<b>471.46</b>	16 - 09 - '10			
<b>IV</b>	<b>BHARUCH</b> ભરૂચ					
11	Ankleshwar VS,] JZ	<b>1,072.00</b>	01 - 02 - '78	28 - 08 - '81	05 - 02 - '98	31 - 08 - '05
11(a)	Ankleshwar (Exp.) VS,] JZ sJ:TZ6f		06 - 09 - '93	Not Applicable	21 - 11 - '97	31 - 08 - '05
12	Bharuch E~R	<b>557.00</b>	19 - 09 - '85	29 - 05 - '91	28 - 05 - '98	31 - 08 - '05
13	vana - Jnagadia (G.N.F.C.) JF,LIFvhWOLIF sHLV[GV[O;L f	<b>295.67</b>	06 - 09 - '93	Not Applicable	29 - 08 - '01	31 - 08 - '05
14	Panoli 5FGM,L	<b>1,053.00</b>	10 - 09 - '98	Not Applicable	18 - 11 - '98	31 - 08 - '05

SR. NO. VG]P GIP	NAME OF DISTRICT/ ESTATE IH<,FqJ;FCTG] GFD	Area (In Hectares) IJ:TFZ sC[S8ZDFf	NOTIFIED AREA - NOTIFICATION DATE. IGIN"Q8 IJ:TFZ HFC[Z SIF"GL GM8LOLS[XG TFZLB	CONSOLIDATED TAX - FINAL NOTIFICATION DATE (AT OLD RATES) ;SI,T J[ZM H]GF EFJ[ VFBZL GM8LOLS[XG TFZLB	ENHANCED CONSOLIDATED TAX - FINAL NOTIFICATION DATE IGIN"Q8 IJ:TFZDF\ JWFZ[, EFJ[ ;\SI,T J[ZM ,FU] SZJFGL GM8LOLS[XG	DATE OF REVISED DRAFT TAX NOTIFICATION ;JWFZ[, D];N'F~5 HFC[ZGFDfGL TFZLB
15	Vana (Gujarat Gourej) JF,LIF sU]HZFT	206.00	09 - 05 - '01	Not Applicable	29 - 08 - '01	31 - 08 - '05
16	Jhadadia h30LIF	1,838.98	20 - 01 - '11	Not Applicable	Not Applicable	19 - 01 - '16
17	Palej પાલેજ	156.30	01 - 08 - '12			
18	Vilayat વિલાયત	535.98	01 - 08 - '13			
<b>V</b>	<b>SURAT ;JZT</b>					
19	Sachin ;RLG	703.87	07 - 09 - '93	Not Applicable	21 - 11 - '97	31 - 08 - '05
20	Hazira CHLZF	5,267.05	30 - 01 - '97	Not Applicable	24 - 04 - '98	31 - 08 - '05
20 (a)	Hazira(Exp.) હજીરા (વિસ્તરણ)	42.48	18 - 05 - '13			
20 (b)	Hazira(Exp.-II) હજીરા (વિસ્તરણ-II)	271.97	21 - 06 - '13			
21	Magdalla DUN<,F	53.43	11 - 02 - '09	Not Applicable		
21 (a)	Magdalla Exp. મગદલ્લા(વિસ્તરણ)	11.99	18 - 07 - '13			
<b>VI</b>	<b>VALSAD J,;F0</b>					
22	Valsad J,;F0	108.00	06 - 05 - '75	13 - 10 - '81	05 - 02 - '98	31 - 08 - '05
22(a)	Valsad (Exp.) J,;F0 sIJ:TZ6f		08 - 01 - '90	22 - 10 - '91	05 - 02 - '98	
23	Vapi JF5L	939.00	06 - 05 - '75	13 - 10 - '81	05 - 02 - '98	31 - 08 - '05
24	Sarigam ;ZLUFD	509.00	05 - 05 - '97	Not Applicable	15 - 07 - '97	31 - 08 - '05
25	Umergam pDZUFD	197.00	06 - 05 - '75	13 - 10 - '81	05 - 02 - '98	31 - 08 - '05
<b>VII</b>	<b>GANDHINAGAR UFWLGUZ</b>					
26	Kalol (N.G.) S,M, spPU]Pf	55.30	07 - 09 - '93	Not applicable	20 - 06 - '98	31 - 08 - '05
27	Chhatral K+F,	188.99	06 - 09 - '93	Not applicable	21 - 11 - '97	31 - 08 - '05
<b>VIII</b>	<b>JAMNAGAR HFDGUZ</b>					
28	GSFC Motikhavdi-Sikka Project ÖV[;V[O;L DM8L BFJ0LvI;SSF 5]MH[S8	264.00	03 - 11 - '98	Not applicable	24 - 06 - '99	31 - 08 - '05
29	Reliance Complex Motikhavdi ZL,Flg; DM8L BFJ0L	2,388.00	08 - 09 - '08	Not applicable		04 - 06 - '13

SR. NO. VG]P GP	NAME OF DISTRICT/ ESTATE IH<,FqJ;FCTG]\ GFD	Area (In Hectares) IJ:TFZ sC[S8ZDFf	NOTIFIED AREA - NOTIFICATION DATE. IGIN"Q8 IJ:TFZ HFC[Z SIF"GL GM8LOLS[XG TFZLB	CONSOLIDATED TAX - FINAL NOTIFICATION DATE (AT OLD RATES) ;\SI,T J[ZM H]GF EFJ[ VFBZL GM8LOLS[XG TFZLB	ENHANCED CONSOLIDATED TAX - FINAL NOTIFICATION DATE IGIN"Q8 IJ:TFZDF\ JWFZ[, EFJ[ ;\SI,T J[ZM ,FU] SZJFGL GM8LOLS[XG	DATE OF REVISED DRAFT TAX NOTIFICATION ;]WFZ[, D];N'F~5 HFC[ZGFDFGL TFZLB
29 (a)	Reliance Complex Motikhavdi( Exp.) रीलायन्स कोम्प्लेक्स मोटीखावडी (विस्तरण)	471.70	24 - 08 - '13			
<b>IX BHAVNAGAR EFJGUZ</b>						
30	Alang - Sosiya V,\Uv;M;LIF	1,251.00	07 - 02 - '00	Not applicable	05 - 07 - '00	31 - 08 - '05
<b>X RAJKOT ZFHSM8</b>						
31	Lodhika ,MWLSF	424.13	18 - 06 - '08	Not applicable		

Statement No.13												
SUMMARY OF REGIONWISE RECOVERY AGAINST RECOVERABLE DUES DURING YEAR 2016-17												
5+Sv#												
ZLHLIGJF.h J;],FTG] 5+S JQF"" Z !&v.9												
All figures are in Rs. In Lacs										As on 31.03.2017		
-FP ,FBDF\										TFo #lv#vZ l9 ;]WLGL DFICTL		
Sr. No.	Region ZLHLIGG] GFD	Recoverable Dues			Blocked Up Dues SF[8"S]; S[ Vg DF\ AFSL ZC[, J;],FT	Net Recoverable Dues ;Z[XFX J;],FT	Recovery Made			Percentage of Recovery made SZ[, J;],FT GL 8SFJFZL	Net Pending Recovery	
		Instalments C%TF	Revenue Charges Z[Jg] RFHL "";	Total S], ZSD			Instalments C%TF	Revenue Charges Z[Jg]	Total S], ZSD		Amount ZSD	Percentage8 SFJFZL
1	2	3a	3b	3	4	5	6a	6b	6	7	8a	8b
1	Ahmedabad VDNFJFN	7868.20	2657.54	10525.74	190.24	10335.50	2774.68	719.27	3493.95	33.81	6841.55	66.19
2	Gandhinagar UFWLGGU	325.32	335.15	660.47	0.00	660.47	112.06	125.81	237.87	36.02	422.60	63.98
3	Mehsana DC;F6F	263.31	910.10	1173.41	0.00	1173.41	75.47	291.08	366.55	31.24	806.86	68.76
4	V. U. Nagar JLPIJPGUZ	127.54	266.52	394.06	27.37	366.69	8.36	86.95	95.31	25.99	271.38	74.01
5	Vadodara J0MNZF	2768.17	2879.04	5647.21	21.67	5625.54	954.42	1076.07	2030.49	36.09	3595.05	63.91
6	Ankleshwar V\\$, JZ	25002.30	12629.98	37632.28	8125.75	29506.53	9533.11	2372.60	11905.71	40.35	17600.82	59.65
7	Surat ;ZT	1041.94	3950.25	4992.19	528.47	4463.72	258.61	450.76	709.37	15.89	3754.35	84.11
8	Vapi JF5L	1035.37	2323.75	3359.12	36.86	3322.26	79.30	512.56	591.86	17.81	2730.40	82.19
9	Rajkot ZFHSM8	274.20	593.33	867.53	69.24	798.29	69.44	326.45	395.89	49.59	402.40	50.41
10	Surendranagar ;Z[gN=GUZ	75.90	372.49	448.39	0.00	448.39	2.53	79.73	82.26	18.35	366.13	81.65
11	Bhavnagar EFJGUZ	134.80	523.29	658.09	0.00	658.09	58.17	196.54	254.71	38.70	403.38	61.30
12	Jamnagar HFDGUZ	108.53	724.22	832.75	17.54	815.21	68.88	304.14	373.02	45.76	442.19	54.24
13	Junagadh HJGFU-	68.46	881.63	950.09	144.32	805.77	15.86	137.32	153.18	19.01	652.59	80.99
14	Bhuj EJH	304.34	342.76	647.10	0.00	647.10	81.15	65.12	146.27	22.60	500.83	77.40
	<b>Grand Total S], ;ZJF/M</b>	<b>39398.38</b>	<b>29390.05</b>	<b>68788.43</b>	<b>9161.46</b>	<b>59626.97</b>	<b>14092.04</b>	<b>6744.40</b>	<b>20836.44</b>	<b>34.94</b>	<b>38790.53</b>	<b>65.06</b>



**GUJARAT INDUSTRIAL DEVELOPMENT CORPORATION  
GANDHINAGAR**

**Balance Sheet as at 31st March, 2017**

Previous Year As at 31-3-2016 (Rs)	LIABILITIES		Current Year	Previous Year	ASSETS		Current Year
	Rs.	Rs.	As at 31-3-2017 (Rs)	As at 31-3-2016 (Rs)	Rs.	Rs.	As at 31-3-2017 (Rs)
2399974472.17	<b>1.RESERVES &amp; SURPLUS</b> A. Replacement & Renewal Fund	2399974472.17		489092505.94 312328102.68 <b>176764403.26</b>	<b>1. FIXED &amp; OTHER ASSETS</b> As per schedule 'A' at cost Less: Depreciation	539231320.94 <b>326556543.58</b>	
600000000.00	B. Reserve for add.Liabilities	600000000.00		110250567347.81	<b>2.CAPITAL EXPENDITURE</b> 1.Towards cost of land & development of industrial estates as per schedule'B' Less: Depreciation	115455473565.81 <b>8990764398.36</b>	212674777.36
200000000.00	C. Reserve for N.A.Assessmet	200000000.00		7352568534.00 <b>102897998813.81</b>	2.Works in progress	106464709167.45 <b>91357144.00</b>	106556066311.45
15923463.00	D. Reserve & Surplus of GGDC	15923463.00		333701632.00 <b>103231700445.81</b>	<b>3. INVESTMENTS</b> At cost as per schedule 'C'. Less :- Diminution in value of Investments	2993953100.00 <b>-117937500.00</b>	2876015600.00
14160592734.04	E.Income & Exp. A/C. Surplus upto end of previous yr.	14917282389.23		3070163100.00	<b>4. CURRENT ASSETS, LOANS AND ADVANCES.</b> <b>A. CURRENT ASSETS</b> 1. P.L. Account with Govt.		0.85
756689655.19 <b>14917282389.23</b>	Add: Surplus of the year	<b>2933845402.87</b>	<b>17851127792.10</b>	119293750.00 2950869350.00	<b>2. Stock</b> a. Stock b. Stock (serviceable) c. Stock (unserviceable) d. Stock of sheds/h.qtrs. 1.Towards construction of factory sheds as per schedule 'D'. 2. Towards construction of workers quarters as per schedule 'E'.	910,336.42 4,968,878.00 1,678,810.00 <b>1241262522.78</b> <b>293312753.19</b>	<b>1542133300.39</b>
<b>18133180324.40</b>			<b>21067025727.27</b>	0.85			
84674384407.22	<b>2.RECEIPT ON CAPITAL ACCOUNT</b> a.Installments of Premium price on lease of plot and land for shed as per schedule 'F'	<b>87880856733.72</b>		910336.42 5373216.00 <b>2937106.00</b> <b>9220658.42</b>			
1970867262.23	b.Installments towards sale of factory sheds & rural workshop.	<b>1966787305.23</b>		1247931507.78			
490220531.13	c.Installments towards sale of workers qtrs.	<b>493130202.13</b>		<b>293727222.19</b> <b>1550879388.39</b>			
<b>87135472200.58</b>			<b>90340774241.08</b>				
<b>105268652524.98</b>	<b>Total carried forward</b>		<b>111407799968.35</b>	<b>108029507338.31</b>	<b>Total carried forward</b>		<b>11118688990.05</b>



**GUJARAT INDUSTRIAL DEVELOPMENT CORPORATION  
GANDHINAGAR**

**Balance Sheet as at 31st March, 2017**

Previous Year As at 31-3-2016 (Rs)	LIABILITIES		Current Year	Previous Year	ASSETS		Current Year
	Rs.	Rs.	As at 31-3-2017 (Rs)	As at 31-3-2016 (Rs)	Rs.	Rs.	As at 31-3-2017 (Rs)
105268652524.98	<b>Total brought forward</b>		<b>111407799968.35</b>	<b>108029507338.31</b>	<b>Total brought forward</b>		<b>111186889990.05</b>
6177016589.90	<b>3. SUBSIDY FROM GOVT.</b> Subsidy from Govt. for the development of industrial estates - As per <b>schedule 'G'</b>	<b>3863962307.30</b>		1715455936.26	<b>3. Sundry Debtors</b> ( Considered good )	1420663026.26	
1815570030.19	<b>Add:</b> Interest accrued on ASIDE CIP & Conv.Center Subsidy	<b>1947285303.19</b>		177290154.87	a. Outstanding installments for the lease of plots	172620589.87	
7992586620.09	Subsidy - As per <b>schedule 'G'</b>		<b>5811247610.49</b>	94478041.63	b. Outstanding installments on hire purchase for sheds.	98983255.63	
	<b>5. CURRENT LIABILITIES AND PROVISIONS</b> ( Including Deposits )			2871165862.57	c. Outstanding installments for housing plots/ Qtras.	2570738089.82	
	<b>1. Current Liabilities.</b>			<u>77447139.24</u>	e. Rent accrued on land, rent of bldg., watercharges, etc.	<u>16045593.24</u>	<b>4279050554.82</b>
	<b>A. Deposits</b>			<b>4935837134.57</b>	f. Kadi Gas Supply.		
2206326164.08	a. From Contractors	<b>2636756643.07</b>		272727977.27	<b>4. CASH &amp; BANK BALANCES</b>		
6771210486.46	b. Deposit on application for allotment of plots.	<b>7324968502.35</b>		797976.20	A. Balance with Banks in current account.	736874197.13	
104408989.02	c. From industrialists towards allotment price of sheds and of land for sheds	<b>144310480.02</b>		335299654.01	B. Cash on hand	134090.45	
36973775.84	d. Towards price of quarters for workers and housing plots.	<b>37009058.84</b>		326531922.45	C. Deposit with Banks	366883296.92	
45245132.91	e. From applicants for godowns shops, canteen etc.	<b>45245132.91</b>		<u>1693225654.24</u>	D. Imprest with subordinates & sub-divisions	429993324.34	
0.00	f. Infrastructure Upgradation Fund	<b>0.00</b>		<b>2628583184.17</b>	E. Imprest Recovery.	<u>492879106.22</u>	<b>2026764015.06</b>
50104187.19	g. Due to Banks in current A/cs (Book Overdraft)	<b>0.00</b>		7564420318.74			
9313151041.01	h. Sundry deposits	<b>10802932530.36</b>	<b>20991222347.55</b>				<b>6305814569.88</b>
18527419776.51							
<b>131788658921.58</b>	<b>Total carried forward</b>		<b>138210269926.39</b>	<b>115593927657.05</b>	<b>Total carried forward</b>		<b>117492704559.93</b>



**GUJARAT INDUSTRIAL DEVELOPMENT CORPORATION  
GANDHINAGAR**

**Balance Sheet as at 31st March, 2017**

Previous Year As at 31-3-2016 (Rs)	LIABILITIES			Current Year	Previous Year	ASSETS			Current Year
		Rs.	Rs.	As at 31-3-2017 (Rs)	As at 31-3-2016 (Rs)		Rs.	Rs.	As at 31-3-2017 (Rs)
131788658921.58	Total brought forward			138210269926.39	115593927657.05	Total brought forward			117492704559.93
	<b>2. Provisions.</b>					<b>B. LOANS &amp; ADVANCES</b>			
7947462044.42	a. Liabilities for construction, other rev. & capital exp.		8649978435.42		173711017.70	1. Advance for purchase of materials, works and misc. advances		179795179.75	
366911878.00	b. Provision for Gratuity & Leave Encashment.		298839126.00		8826725.58	2. Advance to staff		7812386.58	
22296197.11	c. Provision for Current Assets, Loans & Advances		21037901.11		3000000.00	3. Loan to Guj. Tractor Co Ltd.		3000000	
8455963869.53				8969855462.53	13587378050.00	4. Inter-Corporate Deposits & Liquid Deposits with GSFS Ltd		17057991746	
					10877779340.78	5. Sundry advances including deposits		12438821517	
					24650695134.06				29687420828.99
140244622791.11	<b>TOTAL</b>			147180125388.92	140244622791.11	<b>TOTAL</b>			147180125388.92

Accounting Policies and Notes on Accounts are as per Annexure 'J' and Annexure 'K' respectively.

Place : Gandhinagar

Date : 30/08/2017

sd/-  
**(A.D.Patel)**  
Chief Accounts Officer  
Gujarat Industrial Development Corporation.  
Gandhinagar

sd/-  
**(D.Thara, IAS)**  
Vice Chairman & Managing Director  
Gujarat Industrial Development Corporation.  
Gandhinagar



**GUJARAT INDUSTRIAL DEVELOPMENT CORPORATION - GANDHINAGAR**  
**INCOME & EXPENDITURE ACCOUNT FOR THE YEAR ENDING ON 31ST MARCH, 2017**

PREVIOUS YEAR For the year ended on 31-03-2016	EXPENDITURE	FOR THE YEAR ENDING ON 31-3-2017			PREVIOUS YEAR For the year ended on 31-03-2016	INCOME	FOR THE YEAR ENDING ON 31-3-2017		
		Rs.	Rs.	RS			Rs.	Rs.	Rs.
569476288.81	<b>1. Total Establishment &amp; Other charges</b>					<b>1. Income from Operations</b>			
207159680.53	A. Establishment		<u>485258416.00</u>		5359613.00	I. Surplus on Sale of Sheds		7605714.00	
776635969.34	B Contingencies		<u>288974514.95</u>		1302339.00	II. Surplus on sale of H. Qtrs		888088.00	
	As per Schedule- "H"			<b>774232930.95</b>	0.00	III. Surplus on sale of Assets		1521485.00	
0.00	<b>2. Guarantee Fees</b>			<b>0.00</b>	4037461.00	IV. Development Charges		21710439.00	
701295.00	<b>3. Audit Fees</b>			<b>174000.00</b>	51211656.00	V. Dev. Charges NOC Land		-10447409.00	
20000000.00	<b>4. Charity &amp; Donations</b>			<b>0.00</b>	7270800.00	VI. Drainage connection fees		0.00	
40235534.00	<b>5. CSR Activities</b>			<b>157874965.00</b>	577888492.01	VII. Drainage Cess		491014429.18	
	<b>6. Interest paid on</b>				655151805.00	VIII. Transfer fees		1707450435.67	
0.00	I. Govt. Loans		0.00		163818429.50	VIII. Penal Interest		104360367.11	
0.00	II. Public loans, Bank loan etc.		0.00		0.00	IX. Agency Charges		7501645.00	
0.00				<b>0.00</b>	<u>29187884.00</u>	X. Administrative Charges		<u>29095647.00</u>	<b>2360700840.96</b>
					<b>1495228479.51</b>				
					1982035.00	<b>2. Sale of tender forms.</b>			<b>5077300.00</b>
						<b>3. Recovery of fines from contractors &amp; others</b>			<b>797757113.00</b>
1494089186.00	<b>7. Depreciation</b>			<b>1667920367.26</b>	361533255.36				
	<b>8. Maintenance Expenditure.</b>					<b>4. Annual rent of land leased by Corporation.</b>			<b>311246.00</b>
1970105664.00	a. Water Supply		<b>2075062514.00</b>		310872.00				
401714809.00	b. Drainage		<b>820317198.00</b>			<b>5. Forefeiture of deposits.</b>			<b>55380.00</b>
158034856.00	c. Roads		<b>83151693.00</b>		100000.00				
30835834.00	d. Building		<b>52788253.00</b>			<b>6. Scrutiny fees.</b>			<b>48692311.00</b>
152077383.00	e. Power & Street Light		<b>135753048.00</b>		68109456.88				
6548.00	f. Factory Sheds		<b>-4493.00</b>		349449342.00	<b>7. Service charges.</b>			<b>212350618.00</b>
4123797.00	g. Workers Qtrs.		<b>1586910.00</b>			( Plots & Sheds )			
36704036.00	h. Misc. Exps.		<b>76596010.00</b>						
<u>253340512.95</u>	i. CIP		<b>36085752.00</b>						
<b>3006943439.95</b>				<b>3281336885.00</b>					
<b>5338605424.29</b>	<b>Total carried forward</b>			<b>5881539148.21</b>	<b>2276713440.75</b>	<b>Total carried forward</b>			<b>3424944808.96</b>





**GUJARAT INDUSTRIAL DEVELOPMENT CORPORATION - GANDHINAGAR**  
**INCOME & EXPENDITURE ACCOUNT FOR THE YEAR ENDING ON 31ST MARCH, 2017**

PREVIOUS YEAR For the year ended on 31-03-2016	EXPENDITURE	FOR THE YEAR ENDING ON 31-3-2017			PREVIOUS YEAR For the year ended on 31-03-2016	INCOME	FOR THE YEAR ENDING ON 31-3-2017		
		Rs.	Rs.	RS			Rs.	Rs.	Rs.
5338605424.29	Total brought forward			5881539148.21	2276713440.75	Total Brought Forward			3424944808.96
359213447.00	9. N.A.Charges.			160104753.00		8. Other Receipts.			
-143750.00	10. Provision for Diminution in value of Investment			-1356250.00	14671476.00	I .Rent of Buildings etc.		14652748.50	
6994.00	11. Provision for Current Assets, Loans & Advances			-1258296.00	1907654422.00	II.Water-Charges.		2106467601.00	
756689655.19	12. Excess of income over expenditure transferred to the Balance-Sheet.			2933845402.87	231352930.00	III. N.A. Charges.		220231286.00	
					341040789.14	IV. Sundries.		771839389.08	3113191024.58
					2494719617.14	As per Schedule I			
					49284565.00	9. Dividend.			96120598.00
						10. Interest received / accrued			
						I.Short-term Deposits			
					35324923.69	A.On Bank Fixed Deposits		30568750.31	
					828144295.00	B.On Deposits with Co.s.		933581639.00	
					351564740.00	II.Plots/ Sheds/ H.Qtrs.		240829360.00	
					8000000.00	III.Interest on Investments & Other Deposits.		4076713.00	
					410620188.90	IV. Sundries.		1129561864.23	2338618326.54
					1633654147.59				
6454371770.48	TOTAL			8972874758.08	6454371770.48	TOTAL			8972874758.08

Place : Gandhinagar

Date : 30/08/2017

sd/-  
**(A.D.Patel)**  
 Chief Accounts Officer  
 Gujarat Industrial Development Corporation.  
 Gandhinagar.

sd/-  
**(D.Thara, IAS)**  
 Vice Chairman & Managing Director  
 Gujarat Industrial Development Corporation.  
 Gandhinagar.



**GUJARAT INDUSTRIAL DEVELOPMENT CORPORATION. GANDHINAGAR**

**SCHEDULE - A**

**Fixed and other Assets forming part of Balance Sheet as at 31-3-2017**

Sr. No.	Particulars	Cost Price as on 1/4/2016	Additions during the Year 2016-17	Deduction on A/c. of sales/Adj.	Total Cost price as on 31-03-2017	Depreciation upto 01-04-2016	Deduction on A/c. of sales/Adj.	Depreciation during the year 2016-17	Depreciation upto 31-03-2017	Net Balance as on 31-03-2017	Net Balance as on 31-03-2016
1	2	3	4	5	6	7	8	9	10	11	12
1	Scientific Instruments	1937458.89	0.00	0.00	1937458.89	1884602.03	0.00	9523.00	1894125.03	43333.86	52856.86
2	Ordinary Tools & Plants	2333922.40	116200.00	0.00	2450122.40	2326981.88	0.00	9614.00	2336595.88	113526.52	6940.52
3	Vehicles	27817218.76	0.00	0.00	27817218.76	17897897.23	0.00	0.00	17897897.23	9919321.53	9919321.53
4	Furniture	73144777.76	1942584.00	0.00	75087361.76	39860420.22	0.00	2513683.00	42374103.22	32713258.54	33284357.54
5	Typewriting & Duplicating Machine	3577258.01	0.00	0.00	3577258.01	3566486.11	0.00	10771.90	3577258.01	0.00	10771.90
6	Telephones	3388683.56	66250.00	0.00	3454933.56	1887611.17	0.00	39856.00	1927467.17	1527466.39	1501072.39
7	Franking Machines & Other Equipments	31889272.29	8999059.00	0.00	40888331.29	20596810.59	0.00	3503814.00	24100624.59	16787706.70	11292461.70
8	Cycles	169343.00	0.00	0.00	169343.00	160490.74	0.00	0.00	160490.74	8852.26	8852.26
9	Tools & Plants	2234518.11	0.00	0.00	2234518.11	2234518.11	0.00	0.00	2234518.11	0.00	0.00
10	Staff Qtrs./ Bldgs. Owned/ used by the corporation	24603615.99	0.00	0.00	24603615.99	11998026.24	0.00	861127.00	12859153.24	11744462.75	12605589.75
11	Office Premises	111741292.99	1374256.00	0.00	113115548.99	66968683.83	0.00	3934929.00	70903612.83	42211936.16	44772609.16
12	Computers/ PBP Machines	204510427.18	53247122.00	15606656.00	242150893.18	141200859.53	15496062.00	18841185.00	144545982.53	97604910.65	63309567.65
13	Assets of Func. Estates as per Annexure A 1	1744717.00	0.00	0.00	1744717.00	1744715.00	0.00	0.00	1744715.00	2.00	2.00
14	Fixed Assets of GGDC	0.00	0.00	0.00	0.00	0.00	0.00	0.00	0.00	0.00	0.00
	<b>TOTAL</b>	<b>489092505.94</b>	<b>65745471.00</b>	<b>15606656.00</b>	<b>539231320.94</b>	<b>312328102.68</b>	<b>15496062.00</b>	<b>29724502.90</b>	<b>326556543.58</b>	<b>212674777.36</b>	<b>176764403.26</b>
	<b>Previous Years Figures</b>	<b>470891437.94</b>	<b>18204768.00</b>	<b>3700.00</b>	<b>489092505.94</b>	<b>284280334.68</b>	<b>3312.00</b>	<b>28051080.00</b>	<b>312328102.68</b>	<b>176764403.26</b>	<b>186611102.88</b>

sd/-  
**(A.D.Patel)**  
Chief Accounts Officer  
Gujarat Industrial Development Corporation.  
Gandhinagar

sd/-  
**(D.Thara, IAS)**  
Vice Chairman & Managing Director  
Gujarat Industrial Development Corporation.  
Gandhinagar



**GUJARAT INDUSTRIAL DEVELOPMENT CORPORATION**

**Annexure A1**

**Fixed and other Assets forming part of Balance Sheet as on 31-3-2017**

Sr. No.	Particulars	Cost price as on 01-04-2016	Additions during the year 2016-2017	Deduction on A/c. of sales/Adj.	Total cost price as on 31-03-2017	Depreciation up to 01-04-2016	Deduction on A/c. of sales/Adj.	Depreciation during the year 2016-2017	Depreciation upto 31-03-2017	Net Balance as on 31-03-2017	Net Balance as on 31-03-2016
		Rs.	Rs.	Rs.	Rs.	Rs.	Rs.	Rs.	Rs.	Rs.	Rs.
1	2	3	4	5	6	7	8	9	10	11	12
1	Scientific Instruments	44278.00	0.00	0.00	44278.00	44278.00	0.00	0.00	44278.00	0.00	0.00
2	Ordinary Tools & Plants	76721.00	0.00	0.00	76721.00	76719.00	0.00	0.00	76719.00	2.00	2.00
3	Vehicles	152735.00	0.00	0.00	152735.00	152735.00	0.00	0.00	152735.00	0.00	0.00
4	Furniture	548429.00	0.00	0.00	548429.00	548429.00	0.00	0.00	548429.00	0.00	0.00
5	Typewriting & Duplicating Machines	84899.00	0.00	0.00	84899.00	84899.00	0.00	0.00	84899.00	0.00	0.00
6	Telephones	38085.00	0.00	0.00	38085.00	38085.00	0.00	0.00	38085.00	0.00	0.00
7	Franking Machines & Other Equipments	31306.00	0.00	0.00	31306.00	31306.00	0.00	0.00	31306.00	0.00	0.00
8	Cycles	16381.00	0.00	0.00	16381.00	16381.00	0.00	0.00	16381.00	0.00	0.00
9	Tools & Plants	2000.00	0.00	0.00	2000.00	2000.00	0.00	0.00	2000.00	0.00	0.00
10	Plants & Machineries	749883.00	0.00	0.00	749883.00	749883.00	0.00	0.00	749883.00	0.00	0.00
	<b>TOTAL</b>	<b>1744717.00</b>	<b>0.00</b>	<b>0.00</b>	<b>1744717.00</b>	<b>1744715.00</b>	<b>0.00</b>	<b>0.00</b>	<b>1744715.00</b>	<b>2.00</b>	<b>2.00</b>
	<b>Previous Year's Figures</b>	<b>1744717.00</b>	<b>0.00</b>	<b>0.00</b>	<b>1744717.00</b>	<b>1744715.00</b>	<b>0.00</b>	<b>0.00</b>	<b>1744715.00</b>	<b>2.00</b>	<b>2.00</b>

sd/-  
**(A.D.Patel)**  
 Chief Accounts Officer  
 Gujarat Industrial Development Corporation.  
 Gandhinagar

sd/-  
**(D.Thara, IAS)**  
 Vice Chairman & Managing Director  
 Gujarat Industrial Development Corporation.  
 Gandhinagar



GUJARAT INDUSTRIAL DEVELOPMENT CORPORATION.- GANDHINAGAR.

Schedule 'B'

Capital Expenditure towards

Land & Development of Industrial Area and Estate forming part of  
Balance sheet as at 31st March 2017

Sr no	Particulars	Expenditure upto end of year 2015-2016	Expenditure During the Year 2016-2017	Adjustment during the Year 2016-2017	Total Expenditure Upto Mar'.2017
		Rs.	Rs.	Rs.	Rs.
1	Cost of Land	77276819280.09	16852345003.00	15169727153.00	78959437130.09
2	Cost of Development	31986187505.15	3831311963.00	309023595.00	35508475873.15
3	Establishment and contingent expenditure	911722127.36	0.00	0.00	911722127.36
4	Interest	32438230.79	0.00	0.00	32438230.79
5	Depreciation	43400204.42	0.00	0.00	43400204.42
	<b>TOTAL</b>	<b>110250567347.81</b>	<b>20683656966.00</b>	<b>15478750748.00</b>	<b>115455473565.81</b>

**Note** - Cost of development of Rs 3,52,22,88,368/- incurred during the year includes expenditure on roads, water supply drainage, building & other amenities, street light, Womens Park, MSME Park etc. as under :

Road	349003991.00
Water Supply	1713640902.00
Drainage	1239067509.00
Building & Amenities	31276660.00
Street Light	16143607.00
WiMax	0.00
Womens Park	140760758.00
MSME Park	32394941.00
<b>Total</b>	<b>Rs. 3,522,288,368.00</b>

Sd/-  
**(A.D.Patel)**  
Chief Accounts Officer  
Gujarat Industrial Development Corporation.  
Gandhinagar.

Sd/-  
**(D.Thara, IAS)**  
Vice Chairman & Managing Director  
Gujarat Industrial Development Corporation.  
Gandhinagar.





**GUJARAT INDUSTRIAL DEVELOPMENT CORPORATION - GANDHINAGAR.**

**Schedule 'D'  
Current Assets**

**Factory Sheds of Industrial Area and Estate forming part of  
Balance sheet as at 31st March 2017**

<b>Sr no</b>	<b>Particulars</b>	<b>Expenditure upto end of year 2015-2016</b>	<b>Expenditure During the Year 2016-2017</b>	<b>Adjustment during the Year 2016-2017</b>	<b>Total Expenditure Upto Mar'.2017</b>
		<b>Rs.</b>	<b>Rs.</b>	<b>Rs.</b>	<b>Rs.</b>
1	Cost of Factory Sheds	1098790736.51	0.00	5871619.00	1092919117.51
2	Establishment and contingent expenditure	112423066.17	0.00	601254.00	111821812.17
3	Interest	32153004.50	0.00	172038.00	31980966.50
4	Depreciation	4564700.60	0.00	24074.00	4540626.60
	<b>TOTAL</b>	<b>1247931507.78</b>	<b>0.00</b>	<b>6668985.00</b>	<b>1241262522.78</b>

Sd/-  
**(A.D.Patel)**  
Chief Accounts Officer  
Gujarat Industrial Development Corporation.  
Gandhinagar.

Sd/-  
**(D.Thara, IAS)**  
Vice Chairman & Managing Director  
Gujarat Industrial Development Corporation.  
Gandhinagar.



**GUJARAT INDUSTRIAL DEVELOPMENT CORPORATION - GANDHINAGAR.**

**Schedule 'E'  
Current Assets**

**Workers quarters of Industrial Area and Estate forming part of  
Balance sheet as at 31st March 2017**

Sr no	Particulars	Expenditure upto end of Year 2015-2016 Rs.	Expenditure During the Year 2016-2017 Rs.	Adjustment during the Year 2016-2017 Rs.	Total Expenditure Upto Mar'.2017 Rs.
1	Cost of Workers Quarters	263425005.19	0.00	372525.00	263052480.19
2	Establishment and contingent expenditure	24162809.00	0.00	33421.00	24129388.00
3	Interest	5029638.00	0.00	6983.00	5022655.00
4	Depreciation	1109770.00	0.00	1540.00	1108230.00
	<b>TOTAL</b>	<b>293727222.19</b>	<b>0.00</b>	<b>414469.00</b>	<b>293312753.19</b>

sd/-  
**(A.D.Patel)**  
Chief Accounts Officer  
Gujarat Industrial Development Corporation.  
Gandhinagar.

sd/-  
**(D.Thara, IAS)**  
Vice Chairman & Managing Director  
Gujarat Industrial Development Corporation.  
Gandhinagar.



**GUJARAT INDUSTRIAL DEVELOPMENT CORPORATION - GANDHINAGAR**

**Schedule "C"**

**Statement showing investment Forming part of Balance Sheet as at 31st March, 2017**

Sr. No.	Nature of Investment	No. of Equity Shares (NoS.)	Face Value per Share (in Rs.)	Market Value per Share (in Rs.)	Investment up to end of previous year (in Rs.)	Investment matured/Diminution in value during year (in Rs.)	Investment during year (in Rs.)	Total at Cost (in Rs.)
1	2	3	4	5	6		7	8
	<b>Bonds</b>							
1	Sardar Sarovar Narmada Nigam Ltd. - 8%	100	1000000	Unquoted	100,000,000.00	100,000,000.00	0.00	0.00
	<b>Shares</b>							
2	Gujarat Chemical Port Terminal Co. Ltd.	3,500,000	1	Unquoted	} 33,060,000.00	0.00	0.00	33,060,000.00
	DO	1,500,000	1	Unquoted				
	DO	2,500,000	1	Unquoted				
	DO	2,500,000	1	Unquoted				
	DO	2,000,000	1	Unquoted				
	DO	4,650,000	1	Unquoted				
	DO	1,850,000	1	Unquoted				
	DO	14,560,000	1	Unquoted				
	DO	143,400,000	1	Unquoted	143,400,000.00	0.00	0.00	143,400,000.00
	DO	64,200,000	1	Unquoted	64,200,000.00	0.00	0.00	64,200,000.00
3	Gujarat Alkalies & Chemicals Ltd.	1180000	10	406.90	82,010,000.00	0.00	0.00	82,010,000.00
	DO	708000	10	406.90	8,850,000.00	0.00	0.00	8,850,000.00
	DO	1009740	10	406.90	200,229,795.00	0.00	0.00	200,229,795.00
	<b>Sub Total</b>				631,749,795.00	100,000,000.00	0.00	531,749,795.00

(Continue to next page)





**GUJARAT INDUSTRIAL DEVELOPMENT CORPORATION - GANDHINAGAR**

**Schedule "C"**

**Statement showing investment Forming part of Balance Sheet as at 31st March, 2017**

(Continue from previous page)

Sr. No.	Nature of Investment	No. of Equity Shares (NoS.)	Face Value per Share (in Rs.)	Market Value per Share (in Rs.)	Investment up to end of previous year (in Rs.)	Investment matured/Diminution in value during year (in Rs.)	Investment during year (in Rs.)	Total at Cost (in Rs.)
1	2	3	4	5	6		7	8
	<b>Total carried forward</b>				<b>631,749,795.00</b>	<b>100,000,000.00</b>	<b>0.00</b>	<b>531,749,795.00</b>
4	Dahej SEZ Limited	25000	10	Unquoted	250,000.00	0.00	0.00	250,000.00
	DO	23000000	10	Unquoted	230,000,000.00	0.00	0.00	230,000,000.00
5	Gujarat Lease Finance Ltd.	625000	10	4.50	26,250,000.00	0.00	0.00	26,250,000.00
6	Narmada Clean Tech Ltd	36015000	10	Unquoted	360,150,000.00	0.00	0.00	360,150,000.00
	DO	5980000		Unquoted	59,800,000.00	0.00	0.00	59,800,000.00
	DO	2379000	10	Unquoted	0.00		23,790,000.00	23,790,000.00
7	Gujarat State Petronet Ltd.	8000000	10	161.05	100,000,000.00	0.00	0.00	100,000,000.00
8	Alcock Ashdown (Guj) Ltd	10500000	10	Unquoted	105,000,000.00	0.00	0.00	105,000,000.00
9	Gujarat Vittal Innovation City Ltd.	32000	10	Unquoted	320,000.00	0.00	0.00	320,000.00
10	Gujarat Industrial Infrastructure project Dev. Co. Ltd	25000	10	Unquoted	250,000.00	0.00	0.00	250,000.00
11	Gujarat PCPIR Service Ltd.	25000	10	Unquoted	250,000.00	0.00	0.00	250,000.00
	DO	450000	10	Unquoted	4,500,000.00	0.00	0.00	4,500,000.00
	DO	500000	10	Unquoted	5,000,000.00	0.00	0.00	5,000,000.00
12	Gujarat State Petroleum Corp. Ltd.	12345600	1	Unquoted	999,993,600.00	0.00	0.00	999,993,600.00
13	IFCG Ltd.	2500000	10	Unquoted	17,493,632.00	0.00	0.00	17,493,632.00
14	Bharuch Dahej Railway Co. Ltd	13530000	10	Unquoted	135,300,000.00	0.00	0.00	135,300,000.00
	DO		10	Unquoted	43,300,000.00	0.00	0.00	43,300,000.00
15	Vadodara Enviro Channel Ltd.	1	10	Unquoted	10.00	0.00	0.00	10.00
	DO (Bonus)	7150	10	Unquoted	0.00	0.00	0.00	0.00
16	Gujarat GAS LTD.	5328947	10	767.50	250,000,000.00	0.00	0.00	250,000,000.00
17	GITCO	2633	100	Unquoted	556,063.00	0.00	0.00	556,063.00
18	GSPC LNG Limited	10000000	10	Unquoted	100,000,000.00	0.00	0.00	100,000,000.00
	<b>TOTAL</b>				<b>3,070,163,100.00</b>	<b>100,000,000.00</b>	<b>23,790,000.00</b>	<b>2,993,953,100.00</b>

Sd/-

**(A.D.Patel)**

Chief Accounts Officer  
Gujarat Industrial Development Corporation.  
Gandhinagar.

sd/-

**(D.Thara, IAS)**

Vice Chairman & Managing Director  
Gujarat Industrial Development Corporation.  
Gandhinagar.

GUJARAT INDUSTRIAL DEVELOPMENT CORPORATION - GANDHINAGAR

**Schedule " F "**



**CAPITAL RECEIPT PREMIUM PRICE OF THE PLOTS OF INDUSTRIAL AREA  
FORMING PART OF THE BALANCE SHEET AS AT 31/3/2017**

(Amount in rupees)

Sr.No.	Name of the Estate	Opening	Receipt (net of refund) During the Year 2016-17	Closing
		Balance as on 01/04/2016		Balance as on 31/03/2017
1	Aji	105843077.45	4351759.00	110194836.45
2	Ambaji	1492661.00	140756.00	1633417.00
3	Amreli	4358384.40		4358384.40
4	Anjar	20092979.00	6884.00	20099863.00
5	Ankleshwar	3201613293.51	135324477.00	3336937770.51
6	A"bad Apperal Park	238309759.00	19244115.00	257553874.00
7	Arambhada II	22354482.00	247867.00	22602349.00
8	Asayadi	1829804.00	901257.00	2731061.00
9	Ambheti	8339.00		8339.00
10	Babra 1	19952515.00	199542.00	20152057.00
11	Babra 2	13647489.00	264856.00	13912345.00
12	Balasinor	5780710.00		5780710.00
13	Balisana	3778586.00		3778586.00
14	Bamanbore	23482420.00	3333403.00	26815823.00
15	Bardoli	705711.00		705711.00
16	Bhaktinagar	5403809.06	18490.00	5422299.06
17	Bhanvad	5325743.00	2317500.00	7643243.00
18	Bharuch	40600166.00		40600166.00
19	Bhat	289827990.00		289827990.00
20	Bhatia(Kalyanpur)	160006.00		160006.00
21	Bhilad	20713296.00		20713296.00
22	Bhiloda	20418783.00	1112672.00	21531455.00
23	Bhuj	15469481.12		15469481.12
24	Bilimora	13880860.00		13880860.00
25	Borsad	7036926.00		7036926.00

**GUJARAT INDUSTRIAL DEVELOPMENT CORPORATION - GANDHINAGAR**

**Schedule " F "**



**CAPITAL RECEIPT PREMIUM PRICE OF THE PLOTS OF INDUSTRIAL AREA  
FORMING PART OF THE BALANCE SHEET AS AT 31/3/2017**

(Amount in rupees)

Sr.No.	Name of the Estate	Opening	Receipt (net of refund) During the Year 2016-17	Closing
		Balance as on 01/04/2016		Balance as on 31/03/2017
26	Botad	6580497.00	91235.00	6671732.00
27	Cambay	126710.00		126710.00
28	Chansma	9410202.00	42914.00	9453116.00
29	Chandisar	59861263.00	418583.00	60279846.00
30	Chharodi	353129297.00	-352681980.00	447317.00
31	Chhatral	192385062.00	220.00	192385282.00
32	Chhatral-17	19386.00		19386.00
33	Chitra IP	122349969.04		122349969.04
34	Chitra CP	10980897.00		10980897.00
35	Chitra HP	36000.00		36000.00
36	Chotila	949962.80	92007.00	1041969.80
37	Dabhoi	2773224.00		2773224.00
38	Dahej	31200151116.32	204322912.00	31404474028.32
39	Dahod	62155045.00		62155045.00
40	Dahod II	53774540.00	2707081.00	56481621.00
41	Damnagar	3218048.00	196291.00	3414339.00
42	Dediapada	206507.00	3984.00	210491.00
43	Deesa	3251483.26		3251483.26
44	Dehgam	5845725.00	9500.00	5855225.00
45	Deodar	20068120.00	202747.00	20270867.00
46	Dhandhuka	20068636.00	250640.00	20319276.00
47	Dhangadhra	1785788.00		1785788.00
48	Dharampur	4007977.00		4007977.00
49	Dhasa	306855.00		306855.00
50	Dholka	17251607.00	121426.00	17373033.00

GUJARAT INDUSTRIAL DEVELOPMENT CORPORATION - GANDHINAGAR

**Schedule " F "**



**CAPITAL RECEIPT PREMIUM PRICE OF THE PLOTS OF INDUSTRIAL AREA  
FORMING PART OF THE BALANCE SHEET AS AT 31/3/2017**

(Amount in rupees)

Sr.No.	Name of the Estate	Opening	Receipt (net of refund) During the Year 2016-17	Closing
		Balance as on 01/04/2016		Balance as on 31/03/2017
51	Dhoraji	34737341.00	1204615.00	35941956.00
52	Dhrol	41051.00		41051.00
53	Dhrub	86182736.00	24150.00	86206886.00
54	Doswada	31104454.00		31104454.00
55	Dungra	41599059.00	31276881.00	72875940.00
56	Ele. Gnr	307174654.00	71976993.00	379151647.00
57	Ele. H.PI(IND)	4362601.00		4362601.00
58	Ele. H.PI(Staff)	0.00		0.00
59	Eng. Gnr	1479721.00		1479721.00
60	Gandhidham (GC)	21680679.50		21680679.50
61	Gandhidham	7030195.50		7030195.50
62	Gandhinagar	484837765.01		484837765.01
63	Gavier	5180749.00		5180749.00
64	Godhra	5749042.00		5749042.00
65	Gondal-I	12665564.60		12665564.60
66	Gondal-II	24507118.00	220510.00	24727628.00
67	Gozaria	18407109.00	182468.00	18589577.00
68	Hajira	1045993963.00	-1720936.00	1044273027.00
69	Halol	1322052077.00	114088148.00	1436140225.00
70	Halvad	3061550.00		3061550.00
71	Hanspura	16617954.00		16617954.00
72	Hajira-Ichhapore	1496964438.00	93817350.00	1590781788.00
73	Himatnagar	10606963.50		10606963.50
74	Ichchapore	48635434.00		48635434.00
75	Idar	1621126.00		1621126.00

**GUJARAT INDUSTRIAL DEVELOPMENT CORPORATION - GANDHINAGAR**

**Schedule " F "**



**CAPITAL RECEIPT PREMIUM PRICE OF THE PLOTS OF INDUSTRIAL AREA  
FORMING PART OF THE BALANCE SHEET AS AT 31/3/2017**

(Amount in rupees)

Sr.No.	Name of the Estate	Opening	Receipt (net of refund) During the Year 2016-17	Closing
		Balance as on 01/04/2016		Balance as on 31/03/2017
76	Jafrabad	4805.00		4805.00
77	Jhagadia	4475442503.00	-17794785.00	4457647718.00
78	Jambughoda	36643.13	1485.00	38128.13
79	Jambusar	120318.00	202.00	120520.00
80	Jamkhambhalia	1049494.00		1049494.00
81	Jamnagar (Mega)	395823656.00		395823656.00
82	Jamnagar	439122504.11	4004139.00	443126643.11
83	Jamnagar II(Hp)	58655900.00		58655900.00
84	Jamnagar II	53557824.00	5955482.00	59513306.00
85	Jamnagar III	289310396.00	23377884.00	312688280.00
86	Jasdan	585374.00		585374.00
87	Jetpur	2801077.90		2801077.90
88	Junagadh-I	24022809.00		24022809.00
89	Junagadh-II	32049429.00		32049429.00
90	Kadi	35438577.00		35438577.00
91	Kalol (PMS)	9769526.00		9769526.00
92	Kalol(NG)	15922445.60	11350232.00	27272677.60
93	Kapadwanj	1561424.00		1561424.00
94	Katargam	31956561.15	1942891.00	33899452.15
95	Kathwada	680597742.90	1716275.00	682314017.90
96	Kerala	77980956.90	958524.00	78939480.90
97	Khambhat	9384708.25		9384708.25
98	Khatodara	1470988.00		1470988.00
99	Kheralu	7476570.00	111623.00	7588193.00
100	Kotdasangani	14033.00		14033.00

**GUJARAT INDUSTRIAL DEVELOPMENT CORPORATION - GANDHINAGAR**

**Schedule " F "**



**CAPITAL RECEIPT PREMIUM PRICE OF THE PLOTS OF INDUSTRIAL AREA  
FORMING PART OF THE BALANCE SHEET AS AT 31/3/2017**

(Amount in rupees)

Sr.No.	Name of the Estate	Opening	Receipt (net of refund) During the Year 2016-17	Closing
		Balance as on 01/04/2016		Balance as on 31/03/2017
101	Kukarwada	1267237.00		1267237.00
102	Kuwadva	29924050.00		29924050.00
103	Lakhtar	2063148.00	59155.00	2122303.00
104	Lanva	124149.00		124149.00
105	Lilya	89226.00		89226.00
106	Limbdi	6007278.50	130748.00	6138026.50
107	Lodhika	1150934167.00	28312.00	1150962479.00
108	Madhapur	35643.00	0.00	35643.00
109	Mahuva	5604432.00	32562.00	5636994.00
110	Makarpura	280621081.68	19232.00	280640313.68
111	Makhel	5891315.00	177256.00	6068571.00
112	Malpur	52563.00	3241.00	55804.00
113	Mandvi	19139185.00	113936.00	19253121.00
114	Mansa	9248931.00		9248931.00
115	Matar	14294220.00	75922.00	14370142.00
116	Mega IT SEZ	65409956.00	2650970.00	68060926.00
117	Mehsana-I	93539436.20	736.00	93540172.20
118	Mehsana-II	99761103.00	1722.00	99762825.00
119	Mithi Rohar(GIDC)	274833750.00	189724.00	275023474.00
120	Mithi Rohar(GGDC)	2520053.00		2520053.00
121	Modasa	21562956.00	377783.00	21940739.00
122	Morbi	3152786.00		3152786.00
123	Mota Dahisara	85853.00		85853.00
124	Mundra	224487.00		224487.00
125	Mandal	131810760.00	142648059.00	274458819.00

GUJARAT INDUSTRIAL DEVELOPMENT CORPORATION - GANDHINAGAR

**Schedule " F "**



**CAPITAL RECEIPT PREMIUM PRICE OF THE PLOTS OF INDUSTRIAL AREA  
FORMING PART OF THE BALANCE SHEET AS AT 31/3/2017**

(Amount in rupees)

Sr.No.	Name of the Estate	Opening	Receipt (net of refund) During the Year 2016-17	Closing
		Balance as on 01/04/2016		Balance as on 31/03/2017
126	Nadiad	16391537.80		16391537.80
127	Nadiad -II	3052867.00		3052867.00
128	Nakhatrana	6972838.00	140975.00	7113813.00
129	Nandesari	86359675.54		86359675.54
130	Naroda	260873689.76	19274445.00	280148134.76
131	Nagor	4860827.00	44045.00	4904872.00
132	Navsari	27651861.00		27651861.00
133	Nizar	2365219.00	166121.00	2531340.00
134	Odhav	75674543.67	1079375.00	76753918.67
135	Olpad	7165299.00	44268.00	7209567.00
136	PCC	121351366.90	-2870814.00	118480552.90
137	Paddhari	70701.00		70701.00
138	Palanpur	15360471.00		15360471.00
139	Palej	59218815.35	299757.00	59518572.35
140	Palitana	8331071.00	149340.00	8480411.00
141	Pandesara	299300492.90	34797673.00	334098165.90
142	Panoli	1886706855.13	30031411.00	1916738266.13
143	Pardi	19834120.00		19834120.00
144	Patan	250077.52		250077.52
145	Petlad	7152995.71		7152995.71
146	Pavi-Jetpur	80894.00		80894.00
147	Por-ramangamdi	182393178.00	210854.00	182604032.00
148	Porbandar	86143495.49	24739.00	86168234.49
149	Radhanpur	54761750.00	2623957.00	57385707.00
150	Rafaleshwar	56052671.00	3015973.00	59068644.00

GUJARAT INDUSTRIAL DEVELOPMENT CORPORATION - GANDHINAGAR

**Schedule " F "**



**CAPITAL RECEIPT PREMIUM PRICE OF THE PLOTS OF INDUSTRIAL AREA  
FORMING PART OF THE BALANCE SHEET AS AT 31/3/2017**

(Amount in rupees)

Sr.No.	Name of the Estate	Opening	Receipt (net of refund) During the Year 2016-17	Closing
		Balance as on 01/04/2016		Balance as on 31/03/2017
151	Rajpipla	15426894.00	20379.00	15447273.00
152	Rajula	662838.00	70909.00	733747.00
153	Ranasan	54679010.00	80515.00	54759525.00
154	Ranoli (Auto)	95824306.00	4058599.00	99882905.00
155	Sachin	822963943.50	23545582.00	846509525.50
156	Sagbara	535024.00		535024.00
157	Sanand	15289233783.00	933751507.00	16222985290.00
158	Sankheda	91934.00		91934.00
159	Sarigam	713410937.66	17103255.00	730514192.66
160	Savli	2845204111.35	21450836.00	2866654947.35
161	Sayla	39064.00		39064.00
162	SEZ Gandhinagar	181912102.00	18259249.00	200171351.00
163	Shihor 1	13769405.00		13769405.00
164	Shihor 2	774764.00	36794.00	811558.00
165	Shihori (Kankrej)	167329.00		167329.00
166	Shil (Junagadh)	11685110.00	610506.00	12295616.00
167	Siddhapur	184129042.00	1348032.00	185477074.00
168	Sojitra	7660528.00	1359323.00	9019851.00
169	Surat (Apperal Park)	190004215.50	2524162.00	192528377.50
170	Surat (Udhna)	225000.00		225000.00
171	Surendranagar	79605952.61		79605952.61
172	Sutrapada	4372434.00		4372434.00
173	Talod	20394583.00	-574321.00	19820262.00
174	Thangadh	1633883.00		1633883.00
175	Thasra	4414550.00	0.00	4414550.00



GUJARAT INDUSTRIAL DEVELOPMENT CORPORATION - GANDHINAGAR

**Schedule " F "**



**CAPITAL RECEIPT PREMIUM PRICE OF THE PLOTS OF INDUSTRIAL AREA  
FORMING PART OF THE BALANCE SHEET AS AT 31/3/2017**

(Amount in rupees)

Sr.No.	Name of the Estate	Opening	Receipt (net of refund) During the Year 2016-17	Closing
		Balance as on 01/04/2016		Balance as on 31/03/2017
176	Tilakwada	7973053.00	363024.00	8336077.00
177	Umbergam	353015177.60	62212.00	353077389.60
178	Umreth	4053232.00	17557.50	4070789.50
179	Upleta	6353490.00		6353490.00
180	Unai	224433.00		224433.00
181	V.U.Nagar	122206255.25	161663.00	122367918.25
182	Vaghodia	210088332.00	33027377.00	243115709.00
183	Vagra	57196.00		57196.00
184	Vaghasiya	78953713.00	2609404.00	81563117.00
185	Vilayat(Vagra)	3432989534.00	3279092.00	3436268626.00
186	Valia	4389295.00		4389295.00
187	Valbhipur	342324.00		342324.00
188	Valod	154382.00	40864.00	195246.00
189	Valsad	114276663.25	2472566.00	116749229.25
190	Vani	107714.00		107714.00
191	Vanana	33585501.00	77963.00	33663464.00
192	Vapi	991678170.34	1519782.00	993197952.34
193	Vertej	313711459.00	896982.00	314608441.00
194	Vitthalwadi	2171568.36		2171568.36
195	Vatwa	567803578.32	-4578724.00	563224854.32
196	Verawal	31794633.70	1034.00	31795667.70
197	Viramgam	37046232.00	256082.00	37302314.00
198	Visavadar	26108.00		26108.00
199	Visnagar	3130305.00		3130305.00
200	Wadhvana	8434403.00	52472.00	8486875.00

GUJARAT INDUSTRIAL DEVELOPMENT CORPORATION - GANDHINAGAR

**Schedule " F "**



**CAPITAL RECEIPT PREMIUM PRICE OF THE PLOTS OF INDUSTRIAL AREA  
FORMING PART OF THE BALANCE SHEET AS AT 31/3/2017**

(Amount in rupees)

Sr.No.	Name of the Estate	Opening	Receipt (net of refund) During the Year 2016-17	Closing
		Balance as on 01/04/2016		Balance as on 31/03/2017
201	Wankaner	3116077.00	9364.00	3125441.00
202	Zone-D ( Behrampura)	2907555.00		2907555.00
203	Water Supply -25MLD D	1210679613.62		1210679613.62
204	Water Supply Bharuch	46732000.00		46732000.00
205	Drainage Connection	12291219.00		12291219.00
206	Saykha	3119464568.00	1062355351.00	4181819919.00
207	Halol-2		467962638.00	467962638.00
208	Atali		10763550.00	10763550.00
<b>Grand Total</b>		<b>84674384407.22</b>	<b>3206472326.50</b>	<b>87880856733.72</b>

sd/-  
**(A.D.Patel)**  
Chief Accounts Officer  
Gujarat Industrial Development Corporation  
Gandhinagar.

sd/-  
**(D.Thara, IAS)**  
Vice Chairman & Managing Director  
Gujarat Industrial Development Corporation  
Gandhinagar.



**GUJARAT INDUSTRIAL DEVELOPMENT CORPORATION - GANDHINAGAR**  
**Details of Subsidy as at 31.3.2017**

**SCHEDULE - G**

Sr No	Nature Of Subsidy	Opening Balance as on 1.4.2016	Amount Received / Adjusted during the year (2016-17)	Total	Amount Utilised / Adjustment during the year (2016-17)	Closing Balance as on 31.3.2017
1	Assistance to state for Development of Expo. Infrs.scheme(ASIDE)	1460735494.00	120973000.00	1581708494.00	231653000.00	1350055494.00
2	Critical Infrastructure Project(CIP)	1281292826.90	219598.00	1281512424.90	262257781.60	1019254643.30
3	Central Subsidy-EFF.PLANKLE	1000000.00	0.00	1000000.00	0.00	1000000.00
4	Subsidy for Trade Fare Cum Conventional Centre	346191700.00	0.00	346191700.00	305400000.00	40791700.00
5	Subsidy for Tribal Sub-Plan	228036000.00	0.00	228036000.00	0.00	228036000.00
6	Subsidy for Micro & Small Industries Yojna	1000000000.00	465000000.00	1465000000.00	1637920937.00	-172920937.00
7	Subsidy for A.I. I.	1559760569.00	41123178.00	1600883747.00	253138340.00	1347745407.00
8	Subsidy for LOGISTIC PARK	300000000.00		300000000.00	250000000.00	50000000.00
	<b>Total (A)</b>	<b>6177016589.90</b>	<b>627315776.00</b>	<b>6804332365.90</b>	<b>2940370058.60</b>	<b>3863962307.30</b>

Sr No	Nature Of Interest	Opening Balance as on 1.4.2016	Interest Provided during the year (2016-17)	Total	Amount Paid / Adjustment during the year (2016-17)	Closing Balance as on 31.3.2017
1	Interest On ASIDE Subsidy	348646412.00	106045602.00	454692014.00	0.00	454692014.00
2	Interest On Convention & Exhibition Centre	163327209.00	26700166.00	190027375.00	26800000.00	163227375.00
3	Interest On Critical Infrastructure Project	1238500518.19	114519920.00	1353020438.19	72000000.00	1281020438.19
4	Interest On Subsidy for Micro & Small Industries Yojna	30460274.00	92408664.00	122868938.00	109800000.00	13068938.00
5	Interest On Subsidy for A.I. I.	34273973.00	118197085.00	152471058.00	117400000.00	35071058.00
6	Interest On Subsidy for LOGISTIC PARK	361644.00	23143836.00	23505480.00	23300000.00	205480.00
	<b>Total (B)</b>	<b>1815570030.19</b>	<b>481015273.00</b>	<b>2296585303.19</b>	<b>349300000.00</b>	<b>1947285303.19</b>
	<b>Total (A+B)</b>	<b>7992586620.09</b>	<b>1108331049.00</b>	<b>9100917669.09</b>	<b>3289670058.60</b>	<b>5811247610.49</b>

sd/-  
**(A.D.Patel)**  
 Chief Accounts Officer  
 Gujarat Industrial Development Corporation.  
 Gandhinagar.

sd/-  
**(D.Thara, IAS)**  
 Vice Chairman & Managing Director  
 Gujarat Industrial Development Corporation.  
 Gandhinagar.



**GUJARAT INDUSTRIAL DEVELOPMENT CORPORATION- GANDHINAGAR.**  
**Details of Contingencies-Expenditure forming part of Income & expenditure**  
**Account for the year ending on 31st March, 2017**

**SCHEDULE 'H'**

Sr.no	Previous year	Particulars	Current Year
	2015-2016 In Rs.		2016-2017 In Rs.
1	14207772.00	Advertisement	10180195.00
2	18746540.00	Advocate Fees	15349113.00
3	6300000.00	Asistance to GCPC	5000000.00
4	368337.00	Books, Periodicals and News papers.	439875.00
5	5212082.00	Computer Expenses	9435679.00
6	55402104.94	Consultancy Charges	78946683.00
7	1480605.00	Conveyance charges.	1308571.00
8	13790580.00	Electricity Charges.	10661898.00
9	7248641.00	Exhibition Expenses	10756644.00
10	10066684.00	Hire Charges of Vehicles	10885923.00
11	50837291.59	Misc.Contingencies	101391457.70
12	3960179.00	Office Rent	5497357.00
13	515169.00	Meeting and General charges	394574.00
14	4735056.00	Petrol charges.	5106359.00
15	4704514.00	Postage,Telegraph & Telephones/Telex/Fax Charges	15717760.75
16	1809184.00	Printing and Binding	1689449.00
17	2437142.00	Repairs To Vehicles	1676433.00
18	344882.00	Repairs To Furniture, Office Equipments, etc	55926.00
19	4992917.00	Stationary	4480617.50
	<b>207159680.53</b>	<b>TOTAL</b>	<b>288974514.95</b>

sd/-  
**(A.D.Patel)**

Chief Accounts Officer

Gujarat Industrial Development Corporation.

Gandhinagar.

sd/-  
**(D.Thara, IAS)**

Vice Chairman & Managing Director

Gujarat Industrial Development Corporation.

Gandhinagar.



**GUJARAT INDUSTRIAL DEVELOPMENT CORPORATION- GANDHINAGAR.**  
**Details of Sundries- Other Receipts forming part of Income & Expenditure Account**  
**for the year ending on 31st March, 2017**

**SCHEDULE 'I'**

<b>Sr.no</b>	<b>Previous year</b>	<b>Particulars</b>	<b>Current Year</b>
	<b>2015-2016</b>		<b>2016-2017</b>
	<b>In Rs.</b>		<b>In Rs.</b>
<b>1</b>	46029.00	Guest House Charges	13655.00
<b>2</b>	336894602.14	Misc. Receipts	757216347.08
<b>3</b>	159600.00	Registration Fees	542000.00
<b>4</b>	822555.00	Sale of Scrap/ D.D. Plans	209871.00
<b>5</b>	135200.00	Rent of Housing Quarters (H.O.)	237120.00
<b>6</b>	2982803.00	Sub-Letting Fees	3654920.00
<b>7</b>	0.00	Road Cutting Charges	312350.00
<b>8</b>	0.00	Staff Recruitment Fees	9653126.00
	<b>341040789.14</b>	<b>Total</b>	<b>771839389.08</b>

sd/-

**(A.D.Patel)**

Chief Accounts Officer

Gujarat Industrial Development Corporation.  
Gandhinagar.

sd/-

**(D.Thara, IAS)**

Vice Chairman & Managing Director

Gujarat Industrial Development Corporation.  
Gandhinagar.